Attention: Our company reserves the rights of changing the appearance of the products and accessories without prior notice; for the standard of all products' size and color , please check the actual products.

TAIZHOU TAIFU PUMP CO.,LTD.
TAIZHOU YIJU MECHANICAL & ELECTRIC PRODUCTS CO.,LTD

Add: Songmen Wenling Zhejiang China P.C: 317511
Tel:0086-576-86312868 Fax: 0086-576-86312863
E-mail: chen@chinataifu.com
www.chinataifu.com

-2013-

TAIFU

Since 1982

PUMP
SOLAR PUMP

TAIFU®

Purpose:
the best pump from China

TAIFU®

Purpose:
the best pump from China

PUMP
SOLAR PUMP

COMPANY PROFILE

History: **30** years experience of manufacturing pumps;

Scale: Covers working area of **80,000** square meters, have more than **600** employees;

Technology: A group of professional technical engineers and a strong R&D team;

Management: Scientific **ERP** management..

Equipments: Automatic wiring machine, CNC precision automatic lathe ,high speed punching machine, noise control room. etc;

Innovation: Continuously diversify products range to satisfy customers' needs;

Production capacity: **150,000** pcs / month;

Marketing network: America, Europe, Asia, Africa, etc;

Long-term supplier of world-class companies: GAZI and some supermarkets in USA etc;

Certificate: **UL, GS, TUV, CE, SONCAP, RoHS, ISO9001, ISO14001, OHSAS18001**

Marketing mode: 100% export business

RoHS ISO9001 ISO14001 OHSAS18001

www.chinataifu.com

1.Founded in 1982:
The birthplace of TAIFU company
2.Founded in 1992: TAIFU' s 1st plant
Building area: 15,000m²
Producing all kinds of circulating pumps, submersible pumps, solar pumps, deep well pumps

3.Founded in 2002: TAIFU' s 2nd plant
Building area: 15,000m²
Producing all kinds of domestic pumps

4.Founded in 2010: TAIFU' s 3rd plant
Building are: 50,000m²
Producing all kinds of solar pumps, circulating pumps, deep well pumps, domestic pump, submersible pumps

Enterprise honor

- National High-tech Enterprise
- National Torch Program project commitment unit
- National pump standardization committee compose unit
- Zhejiang famous trademark
- Zhejiang famous brand product
- Zhejiang export brand
- Zhejiang industrial and commercial enterprises credit 'AAA' class unit
- Third class measuring system certified enterprise
- Zhejiang trade barrier project undertake unit
- Zhejiang high-tech products undertake unit Municipal major industry enterprise
- Municipal star enterprise
- Wenling Pump industry association vice-chairman unit

Machinery Equipment

TAIFU®

Purpose: the best pump from China

AUTOMATIC WIRE INSERTING MACHINE

AUTOMATIC WIRE INSERTING LINE

AUTOMATIC ASSEMBLY LINE

CNC PRECISION AUTOMATIC LATHE

AUTOMATIC GRS ASSEMBLY LINE

AUTOMATIC PAINTING LINE

ADVANCED TESTING EQUIPMENT

Contents

CIRCULATING PUMP 15

01 SOLAR PUMP

DEEP WELL SUBMERSIBLE PUMP 27

DOMESTIC PUMP 49

SPECIALTY PUMP 65

SOLAR PUMP

Purpose: the biggest solar pump manufacturer from China.

Patent NO.: 200930196624.5
200930196625x
200930196626.4
201220470860.8
201230441314.7
200920175509.4

TAIFU®

Purpose: the biggest solar pump manufacturer from China.

SOLAR PUMP SYSTEM

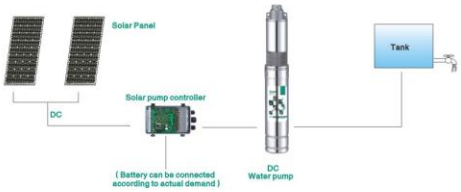

1.APPLICATION AREA:

This project products are mainly used in dry region for irrigation of agriculture, It can be used for drinking water and living water. The living condition could be much improved. It also can be used for fountains.

2.MATERIAL OF PARTS:

- Outlet: stainless steel
- Pump body: stainless steel
- Motor body: stainless steel
- Bearing: C&U

3.ADVANCED TECHNOLOGY:

1.Application innovation
Compared with the traditional alternating current machine, the efficiency is improved 25% by the permanent magnetism, direct current, brushless, non-sensor motor.

2. Technics innovation
Adopt double plastic package for rotor and stator, motor insulation≥300MΩ, the motor security was much improved.

3.Structure innovation
Oil filling, convenient installation and environmental protection

4.HIGHLIGHTS

- Energy-saving and environment-protected green products
- High technique products adopting MPPT and DSP chip technique.
- 100% copper wire, cold-rolled silicon steel sheet
- CE certificate
- Advanced three phase brushless DC motor
- Stainless steel 316 screws
- 3 years warranty

5.PRINCIPLE OF OPERATION:

Solar panel collects sunlight——> DC electricity energy——> solar controller (rectification, stabilization, amplification, filtering) ——> available DC electricity——>(charge the batteries)——> pumping water

6.ADVANTAGES OF SOLAR PUMP SYSTEM:

a.It is easier and more widely used than any other dynamoelectric driven pumps.
b.It is more economical and more environmentally friendly.

7.MODEL SELECTION:

a. The power of solar panel = power of pump X 1.3
The voltage of solar panel=the voltage of pump
The controller should be matched.

b. Select the batteries according to the following formulas:
The use hour of Battery=
The battery capacity = (The machine power ÷ The battery voltage) X 0.6
For example, the machine power is 200w, the battery capacity is 100AH, the voltage is 12V, and the battery is fully charged, then the use hour is:
100÷(200÷12)X0.6=3.6hours

c. The battery capacity=
The use hour÷0.6 X (The machine power ÷ The battery voltage)
For example, the machine power is 200w, the battery voltage is 12V, and the battery need to be used for 3.6hours, then the battery capacity is:
3.6÷0.6X (200÷12)=100AH

PUMP MODEL	SOLAR PANEL		SOLAR PUMP CONTROLLER (V)DC	MAINTENANCE-FREE VALVE REGULATED BATTERY	
	VOLTAGE (V)DC	POWER (Wp)		CAPACITY(AH)/ VOLTAGE(V) /QUANTITY(PC)	CONNECTION MODE
3TSS0.5-28-12/80	12	100	12	120AH/12V/1PC	SERIES CONNECTION
3TSS0.76-55-24/120	24	160	24	120AH/12V/2PCS	
3TSS1.4-100-48/500	48	680	48	150AH/12V/4PCS	
4TSS2.5-70-48/500	48	680	48	150AH/12V/4PCS	
4TSS2.5-140-110/1000	110	1600	110	100AH/12V/9PCS	
4TSS2-145-110/1000	110	1600	110	100AH/12V/9PCS	

TAIFU®

Purpose:
the biggest solar pump manufacturer from China.

3TSS/4TSS SOLAR PUMP

Motor filled with oil

FREE ACCESSORIES

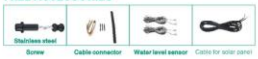

MODEL INSTRUCTION

3 TS S 0.5 – 28 – 12 / 80

- Motor Power
- Voltage
- Max Head
- Max Flow Rate
- Screw Pump
- TAIFU Solar
- Well Diameter 3"

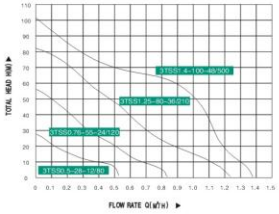

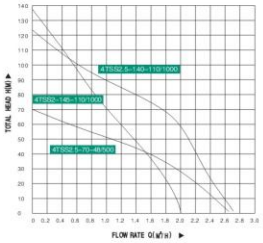

PUMP PERFORMANCE

TYPE	VOLTAGE V	POWER W	MAX FLOW RATE m³/h	MAX HEAD m	OUTLET SIZE in	DIAMETER mm
3TSS0.5–28–12/80	12	80	0.5	28	3/4"	76
3TSS0.76–55–24/120	24	120	0.76	55	3/4"	76
3TSS1.25–80–36/210	36	210	1.25	80	3/4"	76
3TSS1.4–100–48/500	48	500	1.4	100	3/4"	76
4TSS2.5–70–48/500	48	500	2.5	70	1"	100
4TSS2.5–140–110/1000	110	1000	2.5	140	1"	100
4TSS2–145–110/1000	110	1000	2	145	1"	100

TAIFU®

Purpose:
the biggest solar pump manufacturer from China.

3TSC/4TSC SOLAR PUMP

Motor filled with oil

FREE ACCESSORIES

MODEL INSTRUCTION

3 TS C 1.9 – 23 – 36 / 210

- Motor Power
- Voltage
- Max Head
- Max Flow Rate
- Cantrifugal Pump
- TAIFU Solar
- Well Diameter 3"

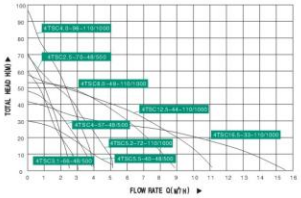

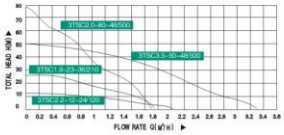

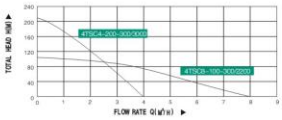

PUMP PERFORMANCE

TYPE	VOLTAGE V	POWER W	MAX FLOW RATE m³/h	MAX HEAD m	OUTLET SIZE in	DIAMETER mm
3TSC2.2–12–24/120	24	120	2.2	12	1"	76
3TSC1.9–23–36/210	36	210	1.9	23	1"	76
3TSC2.0–80–48/500	48	500	2	80	1"	76
3TSC3.5–50–48/500	48	500	3.5	50	1"	76
4TSC5.5–40–48/500	48	500	5.5	40	1.25"	100
4TSC4.0–57–48/500	48	500	4.0	57	1.25"	100
4TSC3.1–66–48/500	48	500	3.1	66	1.25"	100
4TSC2.5–70–48/500	48	500	2.5	70	1.25"	100
4TSC4.0–96–110/1000	110	1000	4.0	96	1.25"	100
4TSC5.2–72–110/1000	110	1000	5.2	72	1.25"	100
4TSC8.0–48–110/1000	110	1000	8.0	48	2"	100
4TSC12.5–44–110/1000	110	1000	12.5	44	2"	100
4TSC16.5–33–110/1000	110	1000	16.5	33	2"	100
4TSC4–200–300/3000	300	3000	4	200	1.2"/1.5"	100
4TSC8–100–300/2200	300	2200	8	100	1.2"/1.5"	100

TAIFU®

Purpose:
the biggest solar pump manufacturer from China.

4TSSC /5TSC SOLAR PUMP

4TSSC 5TSC

Motor filled with oil

FREE ACCESSORIES

MODEL INSTRUCTION

4 TS S C 3.5 – 24 – 36 / 300

- Motor Power
- Voltage
- Max Head
- Max Flow Rate
- Centrifugal Pump
- Stainless steel Impeller
- TAIFU Solar
- Well Diameter 4"

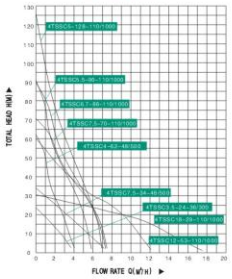

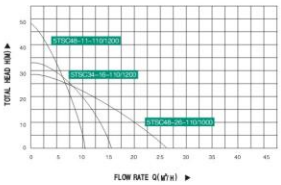

PUMP PERFORMANCE

Model	Voltage V	Power W	Max Flow Rate m³/h	Max Head m	Outlet Size in	Diameter mm
4TSSC3.5–24–36/300	36	300	3.5	24	1.25"	100
4TSSC4–62–48/500	48	500	4	62	1.25"	100
4TSSC7.5–34–48/500	48	500	7.5	34	1.25"	100
4TSSC5–128–110/1000	110	1000	5	128	1.25"	100
4TSSC5.5–90–110/1000	110	1000	5.5	90	1.25"	100
4TSSC6.7–88–110/1000	110	1000	6.7	88	1.5"	100
4TSSC7.5–70–110/1000	110	1000	7.5	70	1.5"	100
4TSSC18–29–110/1000	110	1000	18	29	2"	100
4TSSC12–53–110/1000	110	1000	12	53	2"	100
5TSC48–11–110/1200	110	1200	48	11	3"	125
5TSC28–26–110/1000	110	1000	28	26	3"	125
5TSC34–16–110/1200	110	1200	34	16	3"	125

TAIFU®

Purpose:
the biggest solar pump manufacturer from China.

4TWS/5TSS SOLAR PUMP

4TWS

Motor filled with Water

5TSS

Motor filled with oil

FREE ACCESSORIES

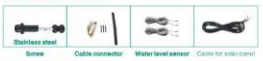

MODEL INSTRUCTION

4 TW S 0.7 – 220 – 110 / 1000

- Motor Power
- Voltage
- Max Head
- Max Flow Rate
- Screw Pump
- TAIFU Solar
- Well Diameter 4"

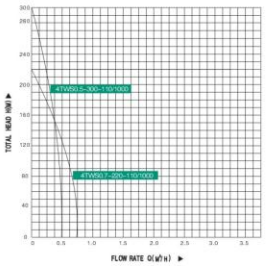

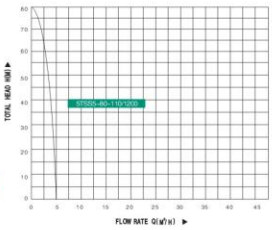

PUMP PERFORMANCE

Model	Voltage V	Power W	Max Flow Rate m³/h	Max Head m	Outlet Size in	Diameter mm
4TWS0.7–220–110/1000	110	1000	0.7	220	1"	100
4TWS0.5–300–110/1000	110	1000	0.5	300	1"	100
5TSS–80–110/1200	110	1200	5	80	1.5"	110

TAIFU®

Purpose:
the biggest solar pump manufacturer from China.

4SKM/WQ SOLAR PUMP

4SKM

Motor filled with oil

WQ

Motor filled with oil

• Stainless steel pump body

FREE ACCESSORIES

Cable connector | Water level sensor | Cable for solar panel

MODEL INSTRUCTION

4 SKM 2.5 – 60 – 96 / 750

- Motor Power
- Voltage
- Max Head
- Max Flow Rate
- TAIFU Solar
- Well Diameter4"

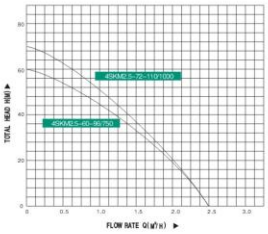

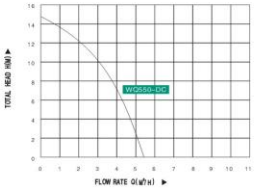

PUMP PERFORMANCE

Model	Voltage V	Power W	Max Flow Rate m³/h	Max Head m	Outlet Size in	Diameter mm
4SKM2.5-60-96/750	96	750	2.5	60	1"	100
4SKM2.5-72-110/1000	110	1000	2.5	72	1"	100
WQ550-DC	48	550	5.4	15	1.5"	

TAIFU®

Purpose:
the biggest solar pump manufacturer from China.

TSQB/TSSGJ SOLAR PUMP

• Stainless steel pump body

TSQB

• Stainless steel pump body

TSSGJ

FREE ACCESSORIES

Cable connector | Water level sensor | Cable for solar panel

MODEL INSTRUCTION

TS QB 2.0 – 25 – 24 / 120

- Motor Power
- Voltage
- Max Head
- Max Flow Rate
- Peripheral
- TAIFU Solar

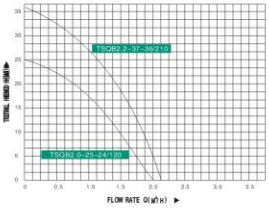

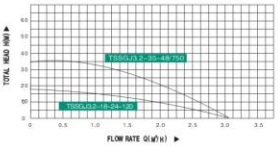

PUMP PERFORMANCE

Model	Voltage V	Power W	Max Flow Rate m³/h	Max Head m	Inlet Outlet in
TSQB2.0-25-24/120	24	120	2.0	25	1"X1"
TSQB2.2-37-36/210	36	210	2.2	37	1"X1"
TSSGJ3.2-18-24/120	24	120	3.2	18	1"X1"
TSSGJ3.2-35-48/750	48	750	3.2	35	1"X1"

TAIFU®

Purpose:
the biggest solar pump manufacturer from China.

TSSP SOLAR PUMP

• Suction / max. positive inlet lift: 3.0 M
• Max. Casing pressure: 2.5 bar
• Max. Water temperature: +60°C

• Suction / max. positive inlet lift: 3.0 M
• Max. Casing pressure: 2.5 bar
• Max. Water temperature: +60°C
• Stainless steel pump body

FREE ACCESSORIES

Cable connector | Water level sensor | Cable for solar panel

MODEL INSTRUCTION

TS SP 15 – 14 – 48 / 600

- Motor Power
- Voltage
- Max Head
- Max Flow Rate
- Swimming Pool Pump
- TAIFU Solar

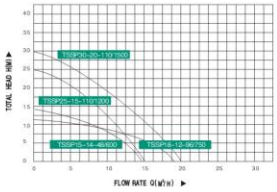

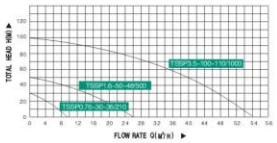

PUMP PERFORMANCE

Model	Voltage V	Power W	Max Flow Rate m³/h	Max Head M	Inlet Outlet in
TSSP15-14-48/600	48	600	15	14	1.5"X1.5"
TSSP18-12-96/750	96	750	18	12	3"X3"
TSSP25-15-110/1200	110	1200	25	15	3"X3"
TSSP30-20-110/1500	110	1500	30	20	3"X3"
TSSP0.76-30-36/210	36	210	0.76	30	1"X1"
TSSP1.6-50-48/500	48	500	1.6	50	1"X1"
TSSP3.5-100-110/1000	110	1000	3.5	100	1"X1"

TAIFU®

Purpose:
the biggest solar pump manufacturer from China.

3TSSI SOLAR PUMP

Internal controller

Motor filled with oil

FREE ACCESSORIES



Stainless steel screw | Cable connector | Water level sensor | Cable for solar panel

MODEL INSTRUCTION

3 TS SI 0.5 – 28 – 12 /80

- Motor Power
- Voltage
- Max Head
- Max Flow Rate
- Screw Pump
- TAIFU Solar
- Well Diameter 3"

The advantages of the solar pump with internal controller:

1. Easy to use. As long as the pump was installed, connect the power cord plug directly to the matching solar panels. The pump can pump water without the other controller.
2. The internal controller can avoid the corrosion of electronic devices from outside world.
3. The internal controller can avoid the controller device vibration during the pump operation, thus the service life will be longer.
4. In the work, the internal controller is not easy to heat and its heat dissipation is quick. The controller will not out of control and out of order during the overload.
5. The internal controller pump has the high safety performance is high and the reliable technical parameters, etc.
6. The use cost is lower than the solar pumps with external controller. The user doesn't need to buy the controller protection box and the corresponding support accessories.

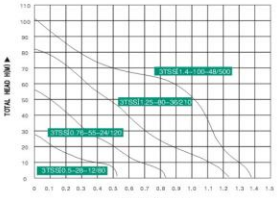

PUMP PERFORMANCE

TYPE	VOLTAGE V	POWER W	MAX FLOW RATE m³/h	MAX HEAD m	OUTLET SIZE in	DIAMETER mm
3TSSI0.5-28-12/80	12	80	0.5	28	3/4"	76
3TSSI0.76-55-24/120	24	120	0.76	55	3/4"	76
3TSSI1.25-80-36/210	36	210	1.25	80	3/4"	76
3TSSI1.4-100-48/500	48	500	1.4	100	3/4"	76

TAIFU®

Purpose:
the biggest solar pump manufacturer from China.

SOLAR PANEL CONNECTION

SOLAR PANEL CONNECTION FOR ALL SOLAR PUMPS :

Attention: (The peak voltage of each solar panel must be 17.5V)

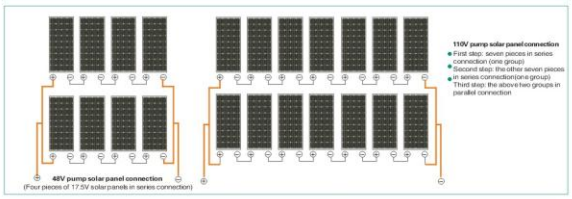

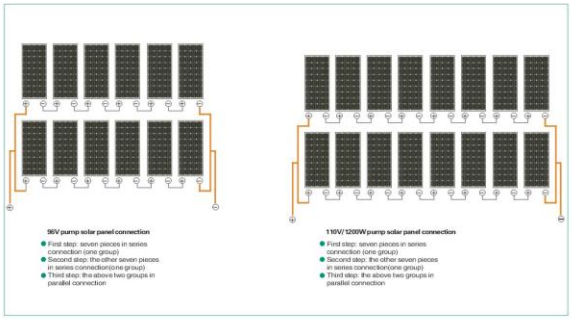

TAIFU®

Purpose:
the biggest solar pump manufacturer from China.

TSS TSC TSSC INSTALLATION SYSTEM

INSTRUCTION FOR CHARGEABLE PUMP CONTROLLER

- TERMINAL BLOCK ARRAY

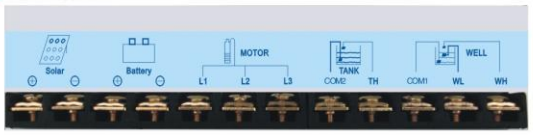

- CORRECT ORDER FOR INSTALLATION
  1.open the package, and check carefully whether the controller is damaged
  2.please choose mode"O" when installtion.
  Please check the following FIG1

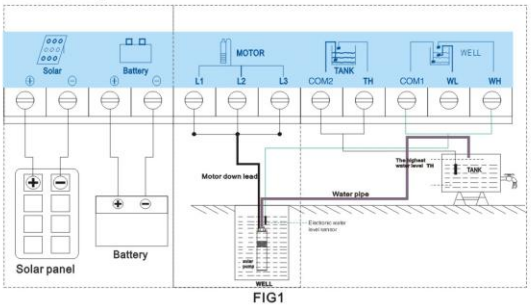

FIG1

- WARNING
  1.After the pump works 2minutes, the controller will automatically self-test about 30 seconds, and then the pump will restart, this is normal situation.
  2.Note: If you want the battery fully charged, please choose the battery mode"II" and let the pump stop running at the same time. (There are 2 conditions that the pump will stop as following: 1>The tank was full. 2>Disconnect WC terminal.)

- WARNING
  The limited range for open circuit voltage of solar panel:

MODE	RATED VOLTAGE	MAX OPEN CIRCUIT VOLTAGE	BATTERY	MAX LOADED CURRENT(A)
A	17.5V	30V	17.5V	12
B	24V	50V	24V	12
C	36V	80V	36V	12
D	48V	100V	48V	12

TAIFU®

Purpose:
the biggest solar pump manufacturer from China.

CONTROLLER SOLAR PANELS FOR SOLAR PUMP

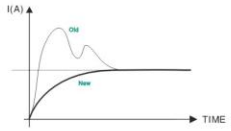

The start-up current comparison chart

THE ADVANTAGES OF NEW CONTROLLER:

1. Adopting Software start-up system for motor control. the motor starts up placidly and the current is far less than traditional hardware startup technology. please see the attached chart.
2. By detecting the solar power circuit, the controller can prevent the motor from starting up frequently when the solar power is weak, Thereby it can protect the pump motor and prolong the motor lifetime
3. The MCU can detect the circuit automatically and can be displayed by LED.
4. Through groundwater and tank water level detection, as well as the current and voltage detection, the system can work automatically. when the current is overload, the system can restart automatically.
5. Adopting MPPT technique of automatic max power point tracking, the motor efficiency will be improved 10%~25%.
6. Customers can choose Battery Function according to actual demand. If yes, please open the "BATTERY MODE" switch.

12~24V Controller

Rated Voltage	24VDC
Rated Current	10A
Open circuit voltage	50VDC
Maximum power	200W
Ambient temperature	-20℃ ~ +50℃

36~48V Controller

Rated Voltage	48VDC
Rated Current	10A
Open circuit voltage	100VDC
Maximum power	500W
Ambient temperature	-20℃ ~ +50℃

96V Controller

Rated Voltage	96VDC
Rated Current	11A
Open circuit voltage	150VDC
Maximum power	1000W
Ambient temperature	-20℃ ~ +50℃

110V Controller

Rated Voltage	110VDC
Rated Current	12.5A
Open circuit voltage	200VDC
Maximum power	1200W
Ambient temperature	-20℃ ~ +50℃

THE SELECTION OF SOLAR PANELS FOR SOLAR PUMPS (RECOMMENDED)

PUMP POWER (w)	SOLAR PANEL (w)	SOLAR PANEL QUANTITY	PEAK VOLTAGE VMP(V)	OPEN CIRCUIT VOLTAGE VOC(V)
80	100	100W*1	17~18	21~22
120	160	80W*2	17~18	21~22
210	270	90W*3	17~18	21~22
500	680	85W*8	17~18	21~22
750	1050	75W*14	17~18	21~22
1000(with 96v controller)	1400	100W*14	17~18	21~22
1000(with 110v controller)	1600	100W*16	17~18	21~22
1200	1600	100W*16	17~18	21~22

TAIFU®

Purpose:
the biggest solar pump manufacturer from China.

TSS TSC TSSC STRUCTURE CHART

TSS

1.Clamp spring
2.Giard cover
3.Membrance
4.Motor body
5.O-ring
6.Upper bearing seat
7.Skeleton mechanical seal
8.Cable
9.Sandproof shield
10.Joint
11.Stator
12.Mechanical seal
13.Screw
14.Filter
15.Lower bearing seat
16.Bearing
17.Rotor
18.screw shield
19.Outlet

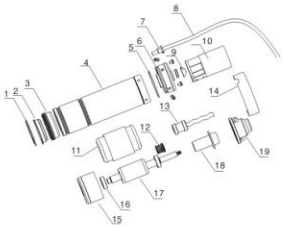

TSC

1.outlet
2.o-ring
3.valve cover
4.valve cover
5.o-ring
6.crimp terminal
7.wire clamp
8.pump body
9.lock screw
10.spacer bush
11/29.bushing
12.cover
13/14.rubber washer
15.rubber shield
16.spring washer
17.seal
18.joint
19/20.screw.nut
21/22/23.plug
24.mechanical seal
25.ball bearing
26.rotor
27.volute
28.impeller
30.spline connector
31.cross screw
32.filter
33.upper bearing seat
34.lower bearing seat
35.membrance
36.clamp spring
37.screw cover
38.cross screw
39.motor body
40.gland cover
41.shaft
42.stator
43.stator shield

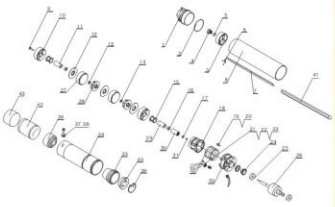

TSSC

1.joint
2.sand proof
3/6.imperller
4.bushing
5.volute
7.rubber shield
8.spring washer
9.nut
10.valve seat
11.outlet
12.tighteng rod
13.oil cover
14.upper bearing base
15.motor body
16.lower beating seat
17.membrance
18.gland cover
19.clamp spring
20.stator
21/22.bearing
23.rotor
24.mechanical seal
25.oil seal base
26.spring washer
27.sand proof shield
28.shaft
29.double--ended screw
30.screw
31.bolt
32.nut
33.cross screw
34.cable plug
35.inner plug
36.locking nut
37.screw
38.screw
39.stator shield

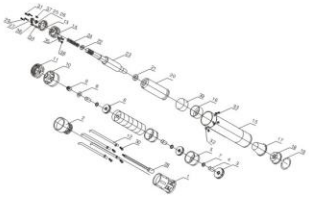

GRS TRS CL CIRCULATING PUMP

Purpose: to be the first-class circulating pump manufacturer from China.

Patent NO.: 200730326677.5
201130366451.4
201230441313.2
200530110379.3
200530110380.6
201130304143.9
200720192550.3
200920117604.9

TAIFU®

Purpose: to be the first-class circulating pump manufacturer from China.

STAR 25/4 CIRCULATING PUMP

Min power: 5w



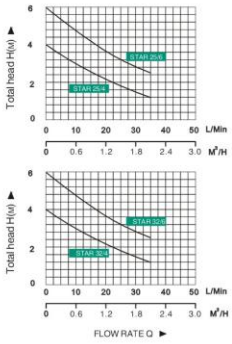

TECHNICAL DATA

- ceramic shaft
- ceramic bearing,
- GF-PP impeller,
- fluid temperature5℃~+110℃
- ambient temperature -10℃~+50℃
- Max. working pressure 6Bar

PUMP/MODEL	POWER w	MAX. FLOW l/min	MAX. HEAD m	INLET/OUTLET mm	G.W kg
STAR 25/4	5-22	35	4	40X40(1.5")	2.3
STAR 25/6	5-45	35	6	40X40(1.5")	2.3
STAR 32/4	5-22	35	4	51X51(2")	2.6
STAR 32/6	5-45	35	6	51X51(2")	2.6

TAIFU®

Purpose: to be the first-class circulating pump manufacturer from China.

TRS25/4 GRS25/4 GRS25/6 GRS15/4 GRS15/6 CIRCULATING PUMP

TRS25/4

SELECT:

PUMP MODEL	POWER w	POWER hp	MAX. FLOW l/min	MAX. HEAD m	INLET/OUTLET mm
TRS25/4(High)	73	0.08	25	4.5	40 X 40(1.5" X 1.5")
TRS25/4(Middle)	53	0.07	20	3.5	40 X 40(1.5" X 1.5")
TRS25/4(Low)	37	0.06	8.4	2.5	40 X 40(1.5" X 1.5")

GRS25/4 GRS25/6

SELECT:

PUMP MODEL	POWER w	POWER hp	MAX. FLOW l/min	MAX. HEAD m	INLET/OUTLET mm
GRS25/6(High)	93	0.12	50	6	40 x 40(1.5")
GRS25/6(Middle)	60	0.08	40	5	40 x 40(1.5")
GRS25/6(Low)	40	0.05	30	3	40 x 40(1.5")

PUMP MODEL	POWER w	POWER hp	MAX. FLOW l/min	MAX. HEAD m	INLET/OUTLET mm
GRS25/4(High)	88	0.12	50	4	40 x 40(1.5")
GRS25/4(Middle)	60	0.08	40	3	40 x 40(1.5")
GRS25/4(Low)	40	0.05	30	2	40 x 40(1.5")

GRS15/4 GRS15/6

SELECT:

PUMP MODEL	POWER w	POWER hp	MAX. FLOW l/min	MAX. HEAD m	INLET/OUTLET mm
GRS15/6(High)	93	0.12	50	6	25 x 25(1")
GRS15/6(Middle)	60	0.08	40	5	25 x 25(1")
GRS15/6(Low)	40	0.05	30	3	25 x 25(1")

PUMP MODEL	POWER w	POWER hp	MAX. FLOW l/min	MAX. HEAD m	INLET/OUTLET mm
GRS15/4(High)	88	0.12	50	4	25 x 25(1")
GRS15/4(Middle)	60	0.08	40	3	25 x 25(1")
GRS15/4(Low)	40	0.05	30	2	25 x 25(1")

TAIFU®

Purpose: to be the first-class circulating pump manufacturer from China.

TRS25/4 GRS25/4 GRS25/6 GRS15/4 GRS15/6 CIRCULATING PUMP

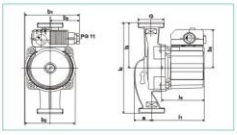

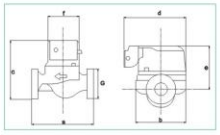

TRS	rp	g	l_0	l_1	l_3	l_5	a	b_1	b_2	b_3	b_4
			mm								
TRS25/4	1.5"	1.5"M	130	97	90	79	33	100	92.5	54	73
TRS25/4	1.5"	1.5"M	180	97	90	79	33	100	92.5	54	73

GRS	rp	g	a	b	c	d	e	f
			mm					
GRS25/4	1.5"	1.5"M	130	90	125	120	100	80
GRS25/6	1.5"	1.5"M	180	90	125	120	100	80
GRS25/4	1.5"	1.5"M	180	90	125	120	100	80
GRS25/6	1.5"	1.5"M	130	90	125	120	100	80

GRS	rp	g	a	b	c	d	e	f
			mm					
GRS15/4	1"	1"M	130	90	125	120	100	80
GRS15/6	1"	1"M	180	90	125	120	100	80
GRS15/4	1"	1"M	180	90	125	120	100	80
GRS15/6	1"	1"M	130	90	125	120	100	80

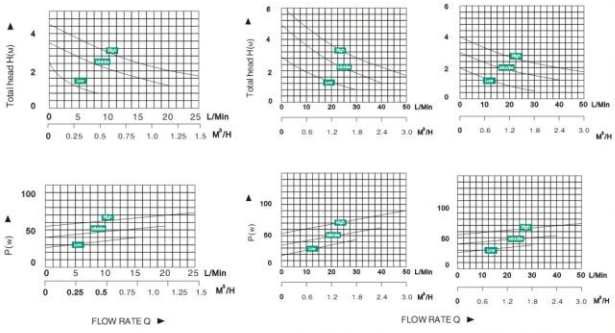

TRS25/4 GRS25/6 GRS15/6 GRS25/4 GRS15/4

TAIFU®

Purpose:
to be the first-class circulating pump manufacturer from China.

GRS25/8 GRS32/4 GRS32/6 GRS32/8 CIRCULATING PUMP

SELECT:

SELECT:

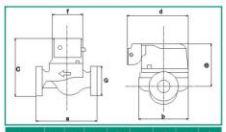

GRS	1P	g	a	b	c	d	e	f
			mm					
GRS25/8	1.5"	1.5"M	180	90	125	120	100	80
GRS25/8	1.5"	1.5"M	130	90	125	120	100	80
GRS32/6	2"	2"M	130	90	125	120	100	80
GRS32/6	2"	2"M	180	90	125	120	100	80
GRS32/4	2"	2"M	180	90	125	120	100	80
GRS32/4	2"	2"M	130	90	125	120	100	80

PUMP MODEL	POWER		MAX. FLOW	MAX. HEAD	INLET/OUTLET
	w	hp	l/min	m	mm
GRS25/8(High)	100	0.13	35	8	40 × 40(1.5")
GRS25/8(Middle)	75	0.1	25	6	40 × 40(1.5")
GRS25/8(Low)	50	0.07	15	4	40 × 40(1.5")
GRS32/4(High)	88	0.12	50	4	51 × 51(2")
GRS32/4(Middle)	60	0.08	40	3	51 × 51(2")
GRS32/4(Low)	40	0.05	30	2	51 × 51(2")
GRS32/6(High)	93	0.12	50	6	51 × 51(2")
GRS32/6(Middle)	60	0.08	40	5	51 × 51(2")
GRS32/6(Low)	40	0.05	30	3	51 × 51(2")
GRS32/8(High)	245	0.33	170	8	51 × 51(2")
GRS32/8(Middle)	220	0.29	95	7	51 × 51(2")
GRS32/8(Low)	145	0.19	25	5	51 × 51(2")
GRS32/8(High)	233	0.33	125	8	40 × 40(1.5")
GRS32/8(Middle)	220	0.29	83	7	40 × 40(1.5")
GRS32/8(Low)	145	0.19	41	5	40 × 40(1.5")
GRS32/8(High)	239	0.33	125	8	32 × 32(1.2")
GRS32/8(Middle)	220	0.29	78	7	32 × 32(1.2")
GRS32/8(Low)	121	0.19	41	5	32 × 32(1.2")

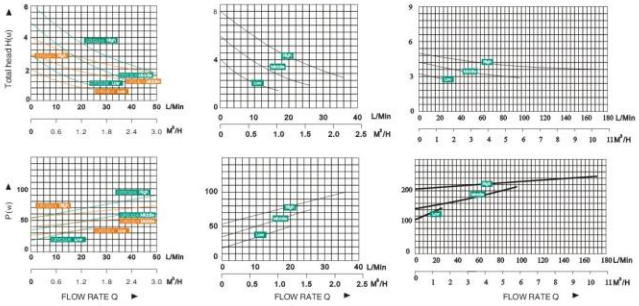

GRS32/4 GRS32/6 GRS25/8 GRS32/8

TAIFU®

Purpose:
to be the first-class circulating pump manufacturer from China.

GRS-SS25/6-1 GRS-SS32/8 CIRCULATING PUMP

SELECT:

SELECT:

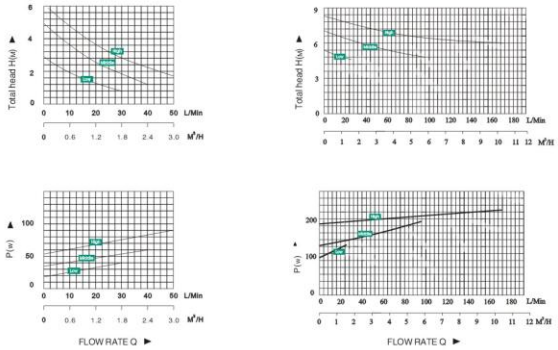

PUMP MODEL	POWER		MAX. FLOW	MAX. HEAD	INLET/OUTLET
	w	hp	l/min	m	mm
GRS-SS25/6-1(High)	93	0.12	50	6	40 × 40(1.5")
GRS-SS25/6-1(Middle)	60	0.08	40	5	40 × 40(1.5")
GRS-SS25/6-1(Low)	40	0.05	30	3	40 × 40(1.5")

PUMP MODEL	POWER		MAX. FLOW	MAX. HEAD	INLET/OUTLET
	w	hp	l/min	m	mm
GRS-SS32/8(High)	245	0.33	170	8	51 × 51(2")
GRS-SS32/8(Middle)	220	0.29	95	7	51 × 51(2")
GRS-SS32/8(Low)	145	0.19	25	5	51 × 51(2")

TAIFU®

Purpose:
to be the first-class circulating pump manufacturer from China.

GRS-P15/6 GRS25/11 CIRCULATING PUMP

Automatic exhaust function

Brass

SELECT:

WITH AIR SEPARATOR FOR HEATING

Pump for circulating hot water in centralised domestic heating of the closed and pressurised or open tank type. Also suitable for solar power installations. This pump contains a traditional circulating pump with an air separator to work in ideal operation conditions.

The air contained in the pumped liquid is guided by the flow to the separation chamber where the size of the chamber and the internal pressure difference separates it from the liquid. It is then automatically expelled through the relief valve.

The air separator is only available with an ascending flow.

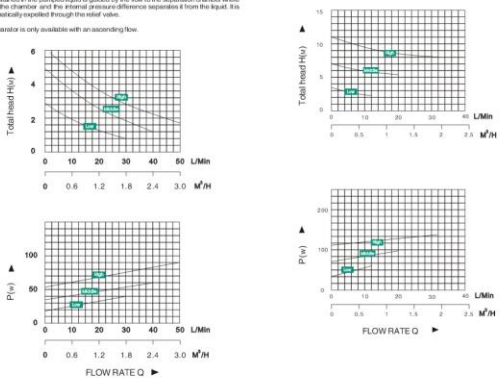

PUMP MODEL	POWER		MAX. FLOW	MAX. HEAD	INLET/OUTLET
	w	hp	l/min	m	mm
GRS-P15/6(High)	93	0.12	50	6	25 × 25(1")
GRS-P15/6(Middle)	60	0.08	40	5	25 × 25(1")
GRS-P15/6(Low)	40	0.05	30	3	25 × 25(1")

PUMP MODEL	POWER		MAX. FLOW	MAX. HEAD	INLET/OUTLET
	w	hp	l/min	m	mm
GRS25/11(High)	165	0.22	32	11	40 × 40(1.5" × 1.5")
GRS25/11(Middle)	115	0.15	20	7	40 × 40(1.5" × 1.5")
GRS25/11(Low)	75	0.1	12	3.4	40 × 40(1.5" × 1.5")

TAIFU®

Purpose:
to be the first-class circulating pump manufacturer from China.

GRS40/10F,GRS50/12F, GRS65/11F,TRS25/8 CIRCULATING PUMP

SELECT:

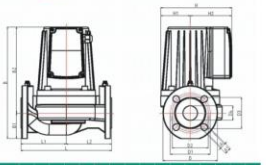

Model	L	L1	L2	A	A1	B	B1	B2	D	D1	D2	D3	D4	H	H1	H2
GRS40/10F	250	125	125	13	18	307	70	237	150	110	100	86	40	196	81	115
GRS50/12F	280	140	140	13	18	311	72	239	165	125	109	95	50	196	81	115
GRS65/11F	340	170	170	13	18	330	80	250	188	145	130	115	60	196	81	115

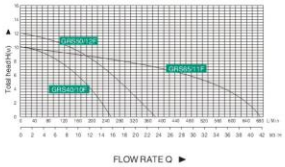

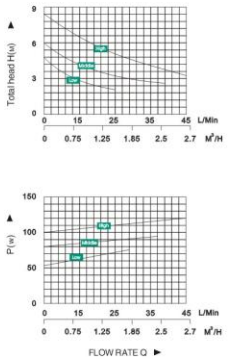

PUMP MODEL	POWER		MAX. FLOW	MAX. HEAD	INLET/OUTLET
	w	hp	l/min	m	mm
GRS40/10F	550	0.75	254	10	DN40,PN6/10
GRS50/12F	1100	1.5	388	12	DN50,PN6/10
GRS65/11F	1500	2	684	11	DN65,PN6/10

PUMP MODEL	POWER		MAX. FLOW	MAX. HEAD	INLET/OUTLET
	w	hp	l/min	m	mm
TRS25/8(High)	137	0.18	45	8	40 × 40(1.5")
TRS25/8(Middle)	115	0.15	36	6	40 × 40(1.5")
TRS25/8(Low)	93	0.12	25	5	40 × 40(1.5")

TAIFU®

Purpose:
to be the first-class circulating pump manufacturer from China.

GRS25/6-1 Series CIRCULATING PUMP

SELECT:

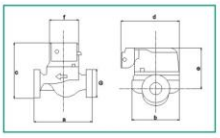

GRS	rp	g	a	b	c	d	e	f
			mm					
GRS15/4-1	1"	1"M	130	90	125	120	100	80
GRS15/4-1	1"	1"M	180	90	125	120	100	80
GRS15/6-1	1"	1"M	130	90	125	120	100	80
GRS15/6-1	1"	1"M	180	90	125	120	100	80
GRS25/4-1	1.5"	1.5"M	130	90	125	120	100	80
GRS25/4-1	1.5"	1.5"M	180	90	125	120	100	80
GRS25/6-1	1.5"	1.5"M	130	90	125	120	100	80
GRS25/6-1	1.5"	1.5"M	180	90	125	120	100	80
GRS32/4-1	2"	2"M	130	90	125	120	100	80
GRS32/4-1	2"	2"M	180	90	125	120	100	80
GRS32/6-1	2"	2"M	130	90	125	120	100	80
GRS32/6-1	2"	2"M	180	90	125	120	100	80

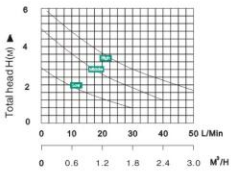

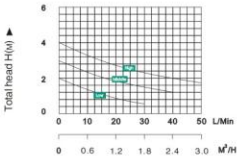

PUMP MODEL	POWER		MAX FLOW	MAX HEAD	INLET/OUTLET
	w	hp	l/min	m	mm
GRS15/4-1(High)	72	0.09	50	4	25×25(1")
GRS15/4-1(Middle)	53	0.07	40	3	25×25(1")
GRS15/4-1(Low)	36	0.05	30	2	25×25(1")
GRS25/4-1(High)	72	0.09	50	4	40×40(1.5")
GRS25/4-1(Middle)	53	0.07	40	3	40×40(1.5")
GRS25/4-1(Low)	36	0.05	30	2	40×40(1.5")
GRS32/4-1(High)	88	0.12	50	4	51×51(2")
GRS32/4-1(Middle)	60	0.08	40	3	51×51(2")
GRS32/4-1(Low)	40	0.05	30	2	51×51(2")

PUMP MODEL	POWER		MAX FLOW	MAX HEAD	INLET/OUTLET
	w	hp	l/min	m	mm
GRS15/6-1(High)	93	0.12	50	6	25×25(1")
GRS15/6-1(Middle)	60	0.08	40	5	25×25(1")
GRS15/6-1(Low)	40	0.05	30	3	25×25(1")
GRS25/6-1(High)	93	0.12	50	6	40×40(1.5")
GRS25/6-1(Middle)	60	0.08	40	5	40×40(1.5")
GRS25/6-1(Low)	40	0.05	30	3	40×40(1.5")
GRS32/6-1(High)	93	0.12	50	6	51×51(2")
GRS32/6-1(Middle)	60	0.08	40	5	51×51(2")
GRS32/6-1(Low)	40	0.05	30	3	51×51(2")

TAIFU®

Purpose:
to be the first-class circulating pump manufacturer from China.

GRS25/6-2 Series CIRCULATING PUMP

SELECT:

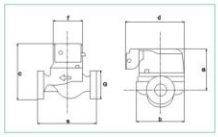

GRS	rp	g	a	b	c	d	e	f
			mm					
GRS15/4-2	1"	1"M	130	90	125	120	100	80
GRS15/4-2	1"	1"M	180	90	125	120	100	80
GRS15/6-2	1"	1"M	130	90	125	120	100	80
GRS15/6-2	1"	1"M	180	90	125	120	100	80
GRS25/4-2	1.5"	1.5"M	130	90	125	120	100	80
GRS25/4-2	1.5"	1.5"M	180	90	125	120	100	80
GRS25/6-2	1.5"	1.5"M	130	90	125	120	100	80
GRS25/6-2	1.5"	1.5"M	180	90	125	120	100	80
GRS32/4-2	2"	2"M	130	90	125	120	100	80
GRS32/4-2	2"	2"M	180	90	125	120	100	80
GRS32/6-2	2"	2"M	130	90	125	120	100	80
GRS32/6-2	2"	2"M	180	90	125	120	100	80

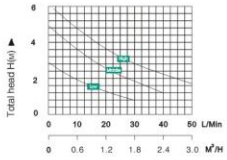

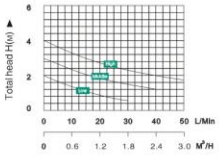

PUMP MODEL	POWER		MAX FLOW	MAX HEAD	INLET/OUTLET
	w	hp	l/min	m	mm
GRS15/4-2(High)	88	0.12	50	4	25×25(1")
GRS15/4-2(Middle)	60	0.08	40	3	25×25(1")
GRS15/4-2(Low)	40	0.05	30	2	25×25(1")
GRS25/4-2(High)	88	0.12	50	4	40×40(1.5")
GRS25/4-2(Middle)	60	0.08	40	3	40×40(1.5")
GRS25/4-2(Low)	40	0.05	30	2	40×40(1.5")
GRS32/4-2(High)	88	0.12	50	4	51×51(2")
GRS32/4-2(Middle)	60	0.08	40	3	51×51(2")
GRS32/4-2(Low)	40	0.05	30	2	51×51(2")

PUMP MODEL	POWER		MAX FLOW	MAX HEAD	INLET/OUTLET
	w	hp	l/min	m	mm
GRS15/6-2(High)	93	0.12	50	6	25×25(1")
GRS15/6-2(Middle)	60	0.08	40	5	25×25(1")
GRS15/6-2(Low)	40	0.05	30	3	25×25(1")
GRS25/6-2(High)	93	0.12	50	6	40×40(1.5")
GRS25/6-2(Middle)	60	0.08	40	5	40×40(1.5")
GRS25/6-2(Low)	40	0.05	30	3	40×40(1.5")
GRS32/6-2(High)	93	0.12	50	6	51×51(2")
GRS32/6-2(Middle)	60	0.08	40	5	51×51(2")
GRS32/6-2(Low)	40	0.05	30	3	51×51(2")

TAIFU®

Purpose:
to be the first-class circulating pump manufacturer from China.

CL15GRS SERIES CIRCULATING PUMP



CL15GRS-10

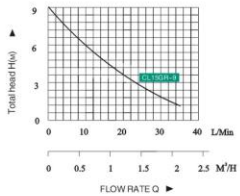

INSTALLATION



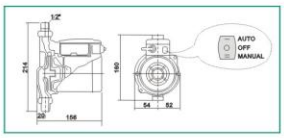

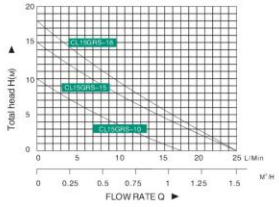

PUMP MODEL	POWER		MAX FLOW	MAX HEAD	INLET/OUTLET
	w	hp	l/min	m	mm
CL15GR-9	60	0.08	35	9	0.75"x0.75"

PUMP MODEL	POWER		MAX FLOW	MAX HEAD	INLET/OUTLET
	w	hp	l/min	m	mm
CL15GRS-10	90	0.12	18	10	0.75"X0.75"
CL15GRS-15	120	0.16	25	15	0.75"X0.75"
CL15GRS-18	200	0.26	25	18	0.75"X0.75"

TAIFU®

Purpose:
to be the first-class circulating pump manufacturer from China.

TRS/CL/GRS CIRCULATING PUMP

TRS CIRCULATING PUMP

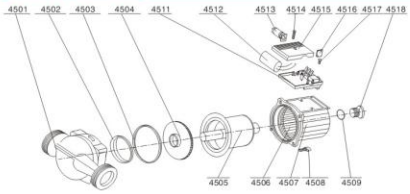

4501.Pump body
4502.Pump body thimble
4503.Seal washer
4504.Impeller
4505.Motor rotor
4506.Stator
4507.Motor body
4508.Screw
4509.Seal washer
4511.Terminal box
4512.Capacitor
4513.Cable protector
4514.Screw
4515.Terminal box cover
4516.Seal cover
4517.Screw
4518.Screw

CL BOOST PIPE PUMP

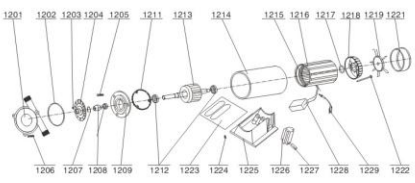

1201.Pump body
1202.O-ring
1203.Pin
1204.Impeller
1205.Screw
1206.Screw
1207.Locking ring
1208.Mechanical seal
1209.Motor front cover
1211.Fixed ring
1212.Ball bearing
1213.Motor rotor
1214.Motor body cover
1215.Stator
1216.Motor body
1217.Spring washer
1218.Motor end cover
1219.Fan
1221.Fan cover
1222.Screw
1223.Terminal box seal washer
1224.Screw
1225.Terminal box
1226.Fixed piece
1227.Electrical wire cover
1228.Capacitor
1229.Electrical wire

GRS CIRCULATING PUMP

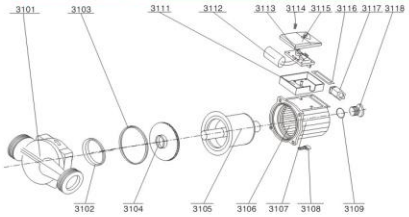

3101.Pump body
3102.Pump body thimble
3103.Seal washer
3104.Impeller
3105.Motor rotor
3106.Stator
3107.Motor body
3108.Screw
3109.Seal washer
3111.Terminal box
3112.Capacitor
3113.Connection board
3114.Screw
3115.Terminal box cover
3116.Seal washer
3117.Cable protector
3118.Screw

DEEP WELL PUMP

Patent NO.: 200920175510.7
201210463199.2

Purpose: to be the most professional deep well pump manufacturer from China

TAIFU®

Purpose:
to be the most professional deep well pump manufacturer from China

3STM
DEEP WELL PUMP

PERFORMANCE CHART AT n=2900rpm

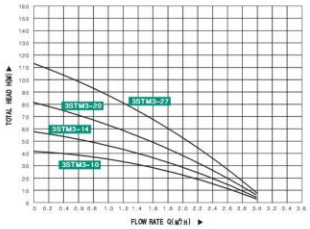

1.IDENTIFICATION CODE:

3STM3-14
3: Well diameter: 3"
ST: Submersible pump model
M: Single phase motor(three-phase without M)
2: Capacity(m³/h)
15: Stage
F: Motor filled with oil

2. FIELDS OF APPLICATION

For water supply from wells or reservoirs
For domestic use, for civil and industrial applications
For garden use and irrigation

3. TECHNICAL DATA

Suitable fluids:
Clean, free from solid or abrasive substances,
Chemically neutral and close to the characteristics of water
Performance:
Speed range: 2900rpm
Fluid temperature range: 0℃-40℃
Max. working pressure: 3.5bar
Ambient Temperature
Permissible up to: 50℃
Voltage:
Single-phase: 180-240v/50Hz,60Hz
Three-phase: 380V-415V/50Hz,60Hz
Motor:
Degree of protection: IP68
Insulation class: B
Construction materials:
Casing both of pump and motor, pump shaft: stainless steel AISI304
Outlet: brass
Impeller and diffuser,non-return valve: thermoplastic resin PPO

4.ACCESSORLES

Control switch; Waterproof tape

MOTOR DATA

Model	Power		Max Flow Rate	Max Head	Pipe Diameter	Weight
	kw	hp	m³/h	m	mm(in)	kg
3STM3-10	0.45	0.6	3	42	25(1")	11
3STM3-14	0.55	0.75	3	60	25(1")	13
3STM3-20	0.75	1.0	3	85	25(1")	15
3STM3-27	1.1	1.5	3	115	25(1")	17

TAIFU®

Purpose:
to be the most professional deep well pump manufacturer from China

4SKM
PERIPHERAL SUBMERSIBLE PUMP

PERFORMANCE CHART AT n=2900rpm

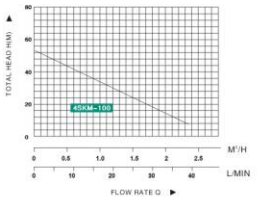

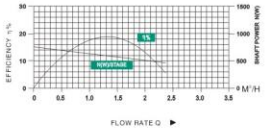

1.FIELDS OF APPLICATION

For 4" wells,
Pumping clean water into;
Detached houses--Country houses and farms--Cottages;
Moving water in fountains. Rain irrigation;
Feeding pressure systems. Filling and emptying tanks;

2.CONSTRUCTION FEATURES

Shaft, jacket and hydraulics in stainless steel;
Built--in non--return valve;
Thermoplastic parts;
Oil--cooled motor with compensating diaphragm;
Graphite mechanical seal protected by sand proof ring;
The pump parts are non--toxic and non--polluting;
Outlet: 1"

MOTOR DATA

TYPE		POWER		Q-CAPACITY						
				(m³/h)	0	0.5	1	1.5	2	2.4
				(l/min)	0	8.3	16.6	25	33.3	40
single	three	kw	hp	imp.g.p.m	0	1.8	3.6	5.5	7.3	8.8
4SKM-100	4SKM-100	0.75	1.0	head(m)	55	40	27	17	10	4
				head(ft)	180	131	88	55	32	13

TAIFU®

Purpose:
to be the most professional deep well pump manufacturer from China

4TMS
DEEP WELL PUMP

PERFORMANCE CHART AT n=2900rpm

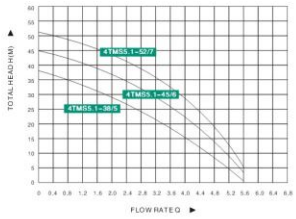

PERFORMANCE CHART AT n=2900rpm

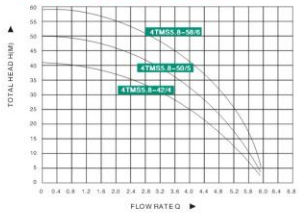

1.FIELDS OF APPLICATION

For 4" wells,
Pumping clean water into;
Detached houses--Country houses and farms--Cottages;
Moving water in fountains. Rain irrigation;
Feeding pressure systems. Filling and emptying tanks;

2.CONSTRUCTION FEATURES

Shaft, jacket and hydraulics in stainless steel;
Built--in non--return valve;
Thermoplastic parts;
Oil--cooled motor with compensating diaphragm;
Graphite mechanical seal protected by sand proof ring;
The pump parts are non--toxic and non--polluting;
Outlet: 1½"

MOTOR DATA

Model	Output power		Capacitor							
			m³/h	0	1	2	3	4	4.5	5.1
220-240V/50HZ	kw	hp	l/min	0	17	34	50	67	75	85
4TMS5.1-38/5	0.37	0.5	Head (m)	38	35	31	27	19.5	16	10
4TMS5.1-45/6	0.6	0.8		45	43	39	35	27	23	12
4TMS5.1-50/7	0.8	1.1		52	50	45	40.5	29.5	25	15

Model	Output power		Capacitor							
			m³/h	0	1	2	3	4	5	5.8
110-115V/60HZ	kw	hp	l/min	0	17	34	50	67	84	98
4TMS5.8-42/4	0.37	0.5	Head (m)	42	41	40	36	30	22	14
4TMS5.8-50/5	0.6	0.8		50	49	46	40	32	23	15
4TMS5.8-58/6	0.8	1.1		58	56	52	48	38	24	16

TAIFU®

Purpose:
to be the most professional deep well pump manufacturer from China

4ST(M) DEEP WELL PUMP

1.IDENTIFICATION CODE:

4STM2–5
4: Well diameter: 4"
ST: Submersible pump model
M: Single phase motor(three–phase without M)
2: Capacity(m^3/h)
5: Stage

2. FIELDS OF APPLICATION

For water supply from wells or reservoirs
For domestic use, for civil and industrial applications
For garden use and irrigation

3. TECHNICAL DATA

Suitable fluids:
Clean, free from solid or abrasive substances,
Chemically neutral and close to the characteristics of water
Performance:

Speed range:	2900rpm
Fluid temperature range:	0℃–40℃
Max. working pressure:	3.5bar
Ambient Temperature	
Permissible up to:	50℃
Voltage:	
Single phase:	180–240V/50Hz,60Hz
Three–phase:	380V–415V/50Hz,60Hz
Motor:	
Degree of protection:	IP68
Insulation class:	B

Construction materials:
Casing both of pump and motor,
Pump shaft: stainless steel AISI304
Outlet: brass
Impeller and diffuser,non–return valve: thermoplastic resin PPO

4.ACCESSORIES

Control switch; Waterproof tape

4ST(M)2

MODEL	DN	DIMENSION(mm)		
		L_1	L_{P1}	L_{T1}
4ST(M)2–5	1¼"	371	739	724
4ST(M)2–8	1¼"	420	843	828
4ST(M)2–10	1¼"	470	953	933
4ST(M)2–12	1¼"	558	1142	1102
4ST(M)2–14	1¼"	608	1382	1322
4ST(M)2–18	1¼"	707	1666	1591
4ST(M)2–22	1¼"	845		1935

4ST(M)3

MODEL	DN	DIMENSION(mm)		
		L_1	L_{P1}	L_{T1}
4ST(M)3–7	1¼"	444	739	724
4ST(M)3–10	1¼"	533	843	828
4ST(M)3–13	1¼"	623	953	933
4ST(M)3–18	1¼"	772	1142	1102
4ST(M)3–22	1¼"	952	1382	1322
4ST(M)3–28	1¼"	1161	1666	1591
4ST3–35	1¼"	1430		1935

4ST(M)4

MODEL	DN	DIMENSION(mm)		
		L_1	L_{P1}	L_{T1}
4ST(M)4–6	1¼"	434	729	714
4ST(M)4–8	1¼"	497	807	792
4ST(M)4–10	1¼"	561	891	871
4ST(M)4–14	1¼"	688	1058	1018
4ST(M)4–18	1¼"	815	1245	1185
4ST(M)4–24	1¼"	1037	1542	1467
4ST4–30	1¼"	1227		1732
4ST4–36	1¼"	1418		1938

4ST(M)6

MODEL	DN	DIMENSION(mm)		
		L_1	L_{P1}	L_{T1}
4ST(M)6–6	1¼"	431	741	726
4ST(M)6–8	1¼"	503	833	813
4ST(M)6–11	1¼"	610	980	940
4ST(M)6–14	1¼"	717	1147	1067
4ST(M)6–19	1¼"	896	1401	1326
4ST6–22	1¼"	1106		1611
4ST6–24	1¼"	1250		1770

4ST(M)10

MODEL	DN	DIMENSION(mm)		
		L_1	L_{P1}	L_{T1}
4ST(M)10–5	2"	456	786	766
4ST(M)10–7	2"	538	908	868
4ST(M)10–9	2"	619	1049	989
4ST(M)10–12	2"	783	1288	1213
4ST10–15	2"	946	1466	1451
4ST10–17	2"	1222	1812	1742

4ST(M)16

MODEL	DN	DIMENSION(mm)		
		L_1	L_{P1}	L_{T1}
4ST(M)16–4	2"	452	799	779
4ST(M)16–6	2"	549	936	896
4ST(M)16–8	2"	645	1092	1032
4ST(M)16–11	2"	790	1326	1237
4ST16–14	2"	935		1412
4ST16–17	2"	1080		1631

TAIFU®

Purpose:
to be the most professional deep well pump manufacturer from China

4ST(M)2 DEEP WELL PUMP

PERFORMANCE CHART AT n=2900rpm

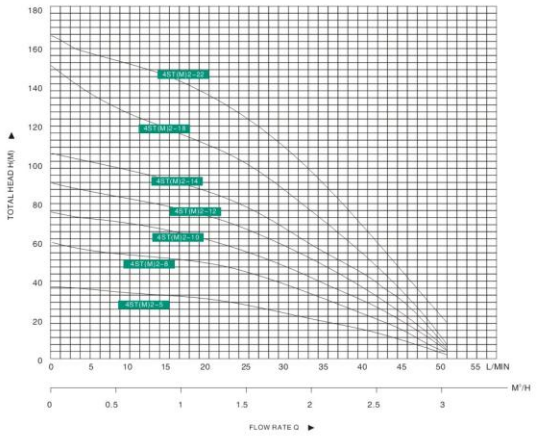

MOTOR DATA

TYPE		POWER		Q=CAPACITY								
				m³/h	0	0.3	0.5	0.8	1.5	2.0	2.5	3.0
single	three	kw	hp	l/min	0	5	8	13	25	33	42	50
4STM2–5	4ST2–5	0.37	0.5	H(m)	37	35	34	33	26	21	14	2
4STM2–8	4ST2–8	0.55	0.75		60	56	55	53	45	32	21	4
4STM2–10	4ST2–10	0.75	1.0		75	71	70	67	56	42	27	5
4STM2–12	4ST2–12	1.1	1.5		90	85	83	80	67	50	32	6
4STM2–14	4ST2–14	1.1	1.5		105	100	98	93	78	58	40	8
4STM2–18	4ST2–18	1.5	2.0		135	128	125	120	100	75	48	10
4STM2–22	4ST2–22	2.2	3.0		165	156	153	147	123	92	59	20

TAIFU®

Purpose:
to be the most professional deep well pump manufacturer from China

4ST(M)3 DEEP WELL PUMP

PERFORMANCE CHART AT n=2900rpm

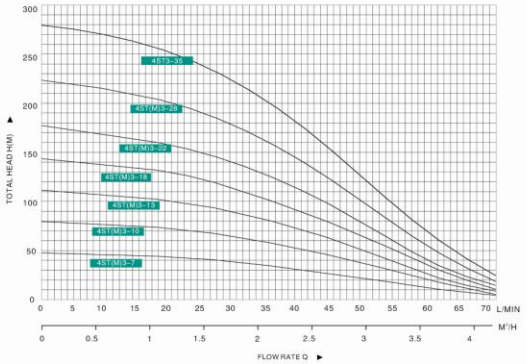

MOTOR DATA

TYPE		POWER		Q=CAPACITY							
				m³/h	0	0.6	1.2	2.4	3.0	3.6	4
single	three	kw	hp	l/min	0	10	20	30	40	50	67
4STM3–7	4ST3–7	0.55	0.75	H(m)	48	46	44	31	22	12	5
4STM3–10	4ST3–10	0.75	1.0		80	77	73	52	37	20	6
4STM3–13	4ST3–13	1.1	1.5		112	107	101	72	50	25	9
4STM3–18	4ST3–18	1.5	2.0		144	138	130	90	64	34	11
4STM3–22	4ST3–22	2.2	3.0		178	169	158	112	77	39	15
4STM3–28	4ST3–28	3.0	4.0		224	215	201	142	98	53	19
	4ST3–35	3.7	5.0		280	270	252	178	122	67	25

TAIFU®

Purpose:
to be the most professional deep well pump manufacturer from China

4ST(M)4 DEEP WELL PUMP

PERFORMANCE CHART AT n=2900rpm

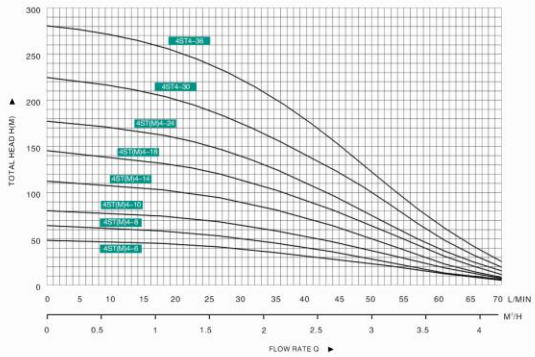

MOTOR DATA

TYPE		POWER		Q=CAPACITY							
				m³/h	0	0.6	1.2	2.4	3.0	3.6	4
single	three	kw	hp	l/min	0	10	20	30	40	50	67
4STM4–6	4ST4–6	0.37	0.5	H(m)	48	46	44	31	23	13	5
4STM4–8	4ST4–8	0.55	0.75		64	61	57	40	28	14	6
4STM4–10	4ST4–10	0.75	1.0		80	77	73	52	37	20	7
4STM4–14	4ST4–14	1.1	1.5		112	107	101	72	50	25	8
4STM4–18	4ST4–18	1.5	2.0		145	137	129	91	64	34	11
4STM4–24	4ST4–24	2.2	3.0		173	170	159	110	75	40	15
	4ST4–30	3.0	4.0		224	215	200	140	100	53	19
	4ST4–36	3.7	5.0		280	270	252	178	122	67	35

TAIFU®

Purpose:
to be the most professional deep well pump manufacturer from China

4ST(M)6 DEEP WELL PUMP

PERFORMANCE CHART AT n=2900rpm

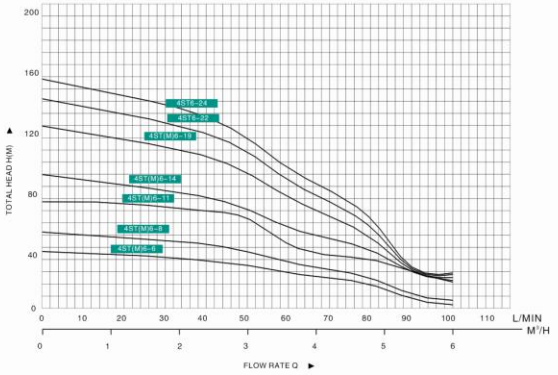

MOTOR DATA

TYPE		POWER		Q=CAPACITY								
				m³/h	0	1.2	2.4	3.0	3.6	4.8	5.5	6.0
single	three	kw	hp	l/min	0	20	40	50	60	80	92	100
4STM6-6	4ST6-6	0.55	0.75	H(m)	37	35	31	28	23	14	6	2
4STM6-8	4ST6-8	0.75	1.0		50	46	42	37	30	18	9	5
4STM6-11	4ST6-11	1.1	1.5		70	69	64	59	42	31	24	17
4STM6-14	4ST6-14	1.5	2.0		88	81	73	65	53	36	24	18
4STM6-19	4ST6-19	2.2	3.0		120	111	100	89	73	43	25	20
	4ST6-22	3.0	4.0		138	128	115	103	84	49	26	22
	4ST6-24	3.7	5.0		151	149	126	112	92	54	27	23

TAIFU®

Purpose:
to be the most professional deep well pump manufacturer from China

4ST(M)10 DEEP WELL PUMP

PERFORMANCE CHART AT n=2900rpm

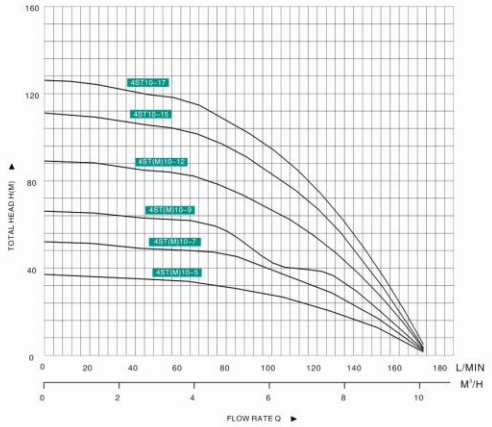

MOTOR DATA

TYPE		POWER		Q=CAPACITY								
				m³/h	0	1.4	2.5	3.7	4.9	6.2	7.4	8.6	10
single	three	kw	hp	l/min	0	23	42	62	82	103	123	143	167
4STM10-5	4ST10-5	0.75	1.0	H(m)	37	36	35	34	31	27	21	14	115
4STM10-7	4ST10-7	1.1	1.5		52	51	119	48	76	38	30	19	2
4STM10-9	4ST10-9	1.5	2.0		66	65	63	62	56	41	38	24	2.5
4STM10-12	4ST10-12	2.2	3.0		89	88	85	83	76	65	51	32	3
	4ST10-15	3.0	4.0		111	109	106	103	95	81	64	39	3.5
	4ST10-17	4.0	5.5		126	124	120	117	107	92	72	45	5

TAIFU®

Purpose:
to be the most professional deep well pump manufacturer from China

4ST(M)16 DEEP WELL PUMP

PERFORMANCE CHART AT n=2900rpm

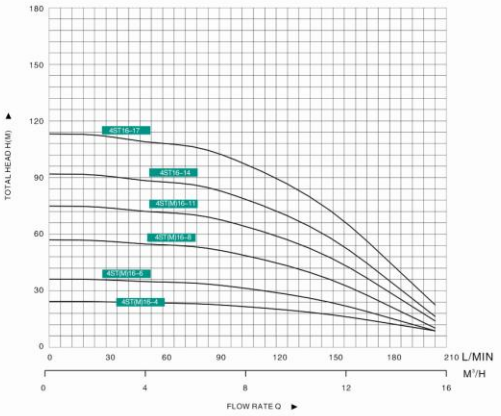

MOTOR DATA

TYPE		POWER		Q=CAPACITY									
				(m³/h)	0	1.8	3.6	5.4	7.2	9.0	10.8	12.6	14.4	16.2
single	three	kw	hp	l/min	0	30	60	90	120	150	180	210	240	270
4STM16-4	4ST16-4	0.75	1.0	H(m)	26	25	23	21	20	18	16	13	10	6
4STM16-6	4ST16-6	1.1	1.5		39	37	35	32	29	27	24	20	15	9
4STM16-8	4ST16-8	1.5	2.0		52	50	46	42	39	36	32	27	20	12
4STM16-11	4ST16-11	2.2	3.0		72	68	63	58	54	49	44	37	28	16
	4ST16-14	3.0	4.0		91	87	81	74	69	63	56	47	35	21
	4ST16-17	4.0	5.5		111	105	98	90	83	76	67	57	43	25

TAIFU®

Purpose:
to be the most professional deep well pump manufacturer from China

4SM-F DEEP WELL PUMP

☐ MOTOR FILLED WITH OIL

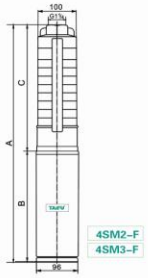

1.IDENTIFICATION CODE:

4SM2-8F
4: Well diameter: 4"
S: Submersible pump model
M: Single phase motor (three-phase without M)
2: Capacity (m³/h)
8: Stage
F: Motor filled with oil

2.FIELDS OF APPLICATION

For water supply from wells or reservoirs
For domestic use, for civil and industrial applications
For garden use and irrigation

3.TECHNICAL DATA

Suitable fluids
Clear, free from solid or abrasive substances;
Chemically neutral and close to the characteristics of water
Performance
Speed range: 2900rpm
Fluid temperature range: 0℃ - 40℃
Max. Working pressure: 3.5bar
Ambient Temperature
Permissible up to: 50℃
Voltage
Single phase: 180 - 240V/50Hz,60Hz
Three-phase: 380V - 415V/50Hz,60Hz
Features:
- Good-looking appearance and all the fluid-passing components of both the submerged pump and the submerged motor are made of stainless steel;
- Light weight and convenient in movement and installation;
- High-efficiency, save electricity;
- Provided with non-return valve to avoid damage due to back-flow of water at shut of pump or water hammer affecting the pump;
- The liquid inlet is fixed with a filter screen to prevent solid grain of a given size from entrance;

Motor
Degree of protection: IP68
Insulation class: B
Construction Materials:
Casing both of pump and motor
Pump shaft: stainless steel AISI304
Impeller and diffuser: stainless steel

4.ACCESSORIES

Control switch; waterproof tape

4SM2-F

DIMENSION AND WEIGHT

MODEL	SIZE (mm)			G.W(kg)
	A	B	C	
4SM2-8F	657	360	297	13
4SM2-10F	720	360	360	14
4SM2-13F	824	380	380	16
4SM2-17F	938	410	410	18
4SM2-21F	1062	450	450	20
4SM2-25F	1146	450	450	21
4SM2-28F	1259	500	500	23
4SM2-32F	1343	500	500	24
4SM2-36F	1427	500	500	25
4SM2-39F	1560	570	570	30
4SM2-42F	1623	570	570	30
4SM2-46F	1707	570	570	32
4SM2-50F	1791	570	570	33

4SM3-F

DIMENSION AND WEIGHT

MODEL	SIZE (mm)			G.W(kg)
	A	B	C	
4SM3-6F	657	360	297	13
4SM3-9F	740	380	360	15
4SM3-12F	833	410	423	17
4SM3-15F	936	450	486	19
4SM3-18F	999	450	549	20
4SM3-20F	1133	500	633	22
4SM3-23F	1308	570	738	26
4SM3-25F	1413	570	843	27
4SM3-28F	1583	620	969	33
4SM3-32F	1694	620	1074	34

4SM-F DEEP WELL PUMP

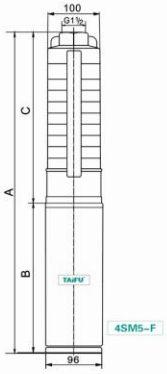

4SM5-F

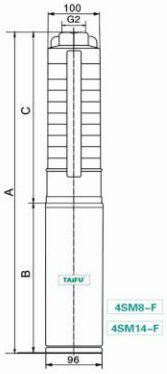

4SM8-F
4SM14-F

4SM5-F

DIMENSION AND WEIGHT

MODEL	SIZE (mm)			G.W(kg)
	A	B	C	
4SM5-4F	615	360	255	10
4SM5-6F	677	380	297	12
4SM5-8F	749	410	339	13
4SM5-12F	873	450	423	15
4SM5-17F	1028	500	528	19
4SM5-21F	1182	570	612	22
4SM5-25F	1266	570	696	23
4SM5-29F	1400	620	780	27
4SM5-31F	1484	620	864	28
4SM5-38F	1699	730	969	37
4SM5-43F	1804	730	1074	38

4SM8-F

DIMENSION AND WEIGHT

MODEL	SIZE (mm)			G.W(kg)
	A	B	C	
4SM8-5F	853	400	453	16
4SM8-7F	977	440	537	19
4SM8-10F	1133	470	663	22
4SM8-12F	1257	510	747	27
4SM8-15F	1383	510	873	29
4SM8-18F	1619	620	999	32
4SM8-21F	1875	750	1125	35
4SM8-25F	2043	750	1293	37
4SM8-30F	2343	840	1503	43

4SM14-F

DIMENSION AND WEIGHT

MODEL	SIZE (mm)			G.W(kg)
	A	B	C	
4SM14-5F	1005	470	535	21
4SM14-7F	1175	510	665	26
4SM14-10F	1480	620	860	30
4SM14-13F	1805	750	1055	34
4SM14-15F	2025	840	1185	38

4SM2-F DEEP WELL PUMP

PERFORMANCE CHART AT n=2900rpm

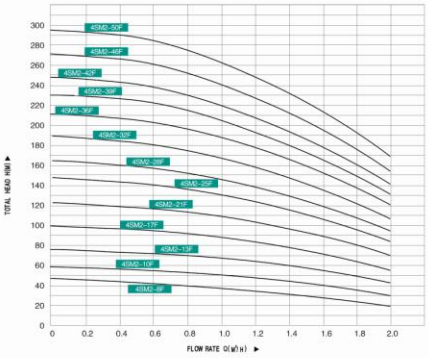

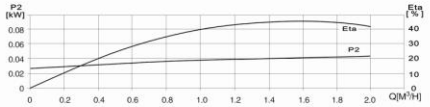

MOTOR DATA

MODEL	POWER(KW)	Q(M³/H)	0.4	0.8	1.2	1.6	2.0	2.4	2.8	3.0
4SM2-8F	0.37	H (m)	47	43	40	37	33	30	26	23
4SM2-10F	0.55		59	54	50	46	42	38	32	28
4SM2-13F	0.75		76	70	65	60	54	50	42	37
4SM2-17F	1.1		100	92	85	78	71	65	55	48
4SM2-21F	1.5		124	114	105	96	88	80	67	59
4SM2-25F	2.2		148	135	125	115	105	95	80	70
4SM2-28F	2.2		165	151	140	129	117	106	90	79
4SM2-32F	3.0		190	173	160	147	134	122	103	90
4SM2-36F	3.0		213	195	180	165	151	137	115	101
4SM2-39F	3.0		230	211	195	180	163	148	125	110
4SM2-42F	4.0		248	227	210	193	176	160	135	118
4SM2-46F	4.0		272	248	230	211	196	175	147	130
4SM2-50F	5.0		295	270	250	230	210	190	160	140

4SM3-F DEEP WELL PUMP

PERFORMANCE CHART AT n=2900rpm

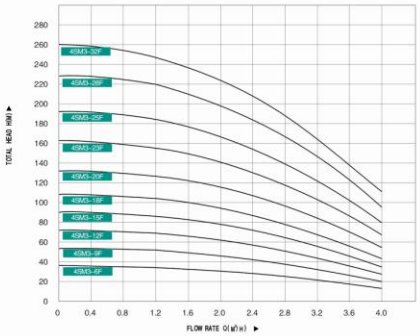

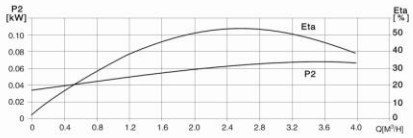

MOTOR DATA

MODEL	POWER(kw)	Q(m³/h)	1.2	1.6	2.0	2.4	2.8	3.0	3.2	3.6	4.0
4SM3-6F	0.37	H (m)	34	32	30	28	26	24	23	18	13
4SM3-9F	0.55		51	48	45	42	38	36	33	27	20
4SM3-12F	0.75		68	64	61	57	52	49	44	37	27
4SM3-15F	1.1		85	81	77	72	65	61	56	47	34
4SM3-18F	1.1		103	97	92	87	78	74	68	57	42
4SM3-20F	1.5		126	120	113	106	96	91	84	70	53
4SM3-23F	2.2		154	146	138	130	118	111	104	87	66
4SM3-25F	2.2		183	173	163	154	140	131	122	105	79
4SM3-28F	3.0		217	205	194	183	168	157	146	122	94
4SM3-32F	3.0		246	233	220	207	190	178	166	139	107

4SM5-F DEEP WELL PUMP

PERFORMANCE CHART AT n=2900rpm

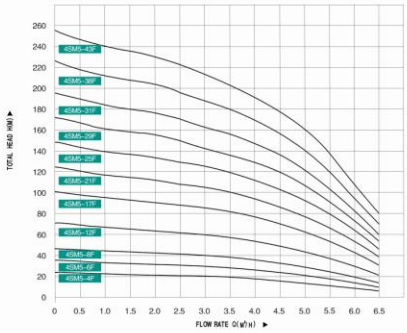

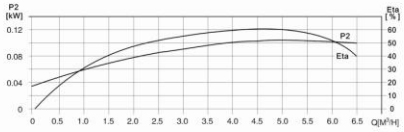

MOTOR DATA

MODEL	POWER(kw)	Q(m³/h)	2.5	3.0	3.5	4.0	4.5	5.0	5.5	6.0	6.5
4SM5-4F	0.37	H (m)	21	20	19	18	17	15	13	10	8
4SM5-6F	0.55		31	30	28	27	25	22	19	15	11
4SM5-8F	0.75		41	40	38	36	33	30	25	20	15
4SM5-12F	1.1		62	59	57	54	50	45	38	30	23
4SM5-17F	1.5		88	84	80	76	71	64	54	43	32
4SM5-21F	2.2		109	104	99	94	87	79	67	53	39
4SM5-25F	2.2		129	124	118	112	104	94	80	64	47
4SM5-29F	3.0		150	144	137	130	120	108	92	74	55
4SM5-31F	3.0		171	163	156	148	137	123	105	84	62
4SM5-38F	4.0		197	188	178	170	158	142	121	97	71
4SM5-43F	4.0		223	213	203	193	179	161	137	109	81

TAIFU®

Purpose:
to be the most professional deep well pump manufacturer from China

4SM8-F DEEP WELL PUMP

PERFORMANCE CHART AT n=2900rpm

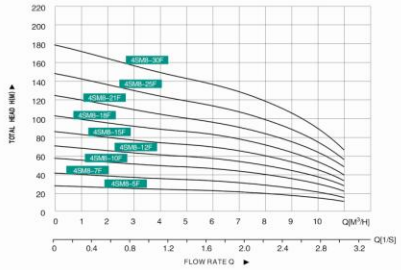

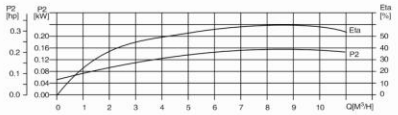

MOTOR DATA

MODEL	POWER(kw)	Q(m³/h)	2	3	4	5	6	7	8	9	10	11
4SM8-5F	0.75	H (m)	27	26	24	23	22	21	19	17	14	10
4SM8-7F	1.1		38	36	34	33	31	29	27	24	20	14
4SM8-10F	1.5		54	52	50	47	45	42	39	35	29	21
4SM8-12F	2.2		65	62	60	57	54	51	47	42	35	26
4SM8-15F	2.2		81	77	74	71	68	64	59	53	44	33
4SM8-18F	3.0		95	93	89	86	81	77	71	63	53	40
4SM8-21F	4.0		112	108	104	100	95	90	83	74	62	47
4SM8-25F	4.0		135	129	124	119	113	108	99	89	74	56
4SM8-30F	5.5		162	155	149	143	136	130	119	106	88	67

TAIFU®

Purpose:
to be the most professional deep well pump manufacturer from China

4SM14-F DEEP WELL PUMP

PERFORMANCE CHART AT n=2900rpm

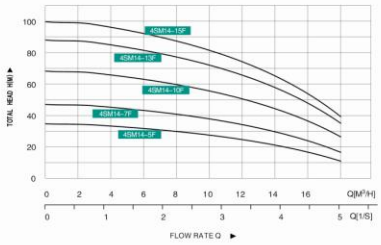

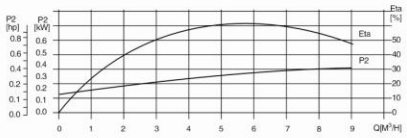

MOTOR DATA

MODEL	POWER(kw)	Q(m³/h)	3	4	6	8	10	12	14	16	18
4SM14-5F	1.5	H (m)	34	33	31	29	27	25	22	18	13
4SM14-7F	2.2		48	46	43	40	38	35	31	25	19
4SM14-10F	3.0		67	65	62	58	55	50	45	36	27
4SM14-13F	4.0		88	86	81	76	71	66	59	48	36
4SM14-15F	5.5		99	97	93	88	82	76	68	55	41

TAIFU®

Purpose:
the best pump from China.

3STH SERIES CONSTANT PRESSURE VARIABLE FREQUENCY PUMP

HIGH SPEED PUMP

1.SUMMARY:

1. There are two parts for the pump : pump and constant pressure variable frequency controller . The whole pump uses the uncorrosion and antirust material. And controller have the flow detection system , pressure detection system, pressure regulator system, and a set of user–friendly design like computer chip program, computer automatic memory, remote control, LCD display,etc, high automaticity and easy operation,can be used to supply water for small hotel, restaurant, highlevel buildings and household.
2. The pump has special motor, and it suits for frequency 50–220V/30–140Hz, rotate speed 1000–7800r/min. The controller with constant pressure variable frequency can be used with the power 115/230V , 50/60Hz to supply the pump power with 50–220V/30–140Hz according to the customer's requirement.
3. When the pump is supplying water, the user can adjust the water pressure in the range of 60% of max head delivery according to the head needed. Then, it will be the constant water pressure filed in the computer chip. In this situation, this pressure will not change if the flow is changing in 4m³/h when opening or closing the water piping tap.
4. While the flow is increasing, the constant water pressure would go down immediately, now by using the pressure regulator system, the flow detection system will increase the frequency automatically quickly and increase the rotate speed to supply water pressure and make the pressure constant.
5. While the flow is decreasing, the constant water pressure would go up immediately, now by using the pressure regulator system, the flow detection system will reduce the frequency automatically quickly and decrease the rotate speed to reduce water pressure and make the pressure constant.
6. While there is no flow in the water system (all the taps are closed) , and the water supply line pressure is increasing and higher than the constant pressure, the flow detection system would instruct the rotor to stop working. When the water supply line pressure is going down (open the tap or pipeline is leaking) to a certain pressure (it can be set by user) , the pressure detection system would instruct the rotor to start working.
7. When there is no water in the well (no flow for the pump) , the flow detection system would instruct the motor to stop working by the computer chip. Since then every half an hour , the flow detection system , by using computer chip, would instruct the motor to detect flow . If there is water in the well , it will start to work automatically.

2.MODEL INSTRUCTION:

3 STH 1.8 / 8 – 53 A

- voltage 115(V)
- rated head (m)
- impeller (pcs)
- rated flow (m³/h)
- constant pressure variable frequency pump
- Well Φ 3"

3.INSTALLATION:

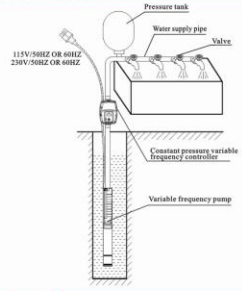

4.FEATURES:

1. Pump is entirely made of stainless steel 304 which is anticorrosion and antirust.
2. Special material for motor, mechanical seal and bearing. The capability of overload applies to high speed running, soft start function.
3. Human design, liquid crystal display, telecontrol, easy operation.
4. Constant pressure (constant head 15–100m) can be adjusted according to specific requirement.
5. Automatically adjust frequency (30–140Hz), speed (1000–7800 r/min) and pressure (1.5–9.9 Bar), to guarantee the constant pressure water supply.
6. Pump can automatically start or stop when the pip valve open or close.
7. Dry–running protection.
8. Overvoltage , undervoltage, short circuit and jam protection.
9. Overcurrent, overtemperature and leakage protection.
10. Energy saving, the input power is kept to be equal to the exact system power.

5.PUMP PERFORMANCE:

Model	Voltage (v/hz)	Power (kw/hp)	Max Flow Rate (m³/h)	Rated Flow (m³/h)	Max Head (m)	Rated Head (m)	Outlet Size (in)
3STH1.5/5–33	230/50/60	0.6/0.8	4.3	1.5	105	33	1.2"
3STH1.5/5–33A	115/50/60	0.6/0.8	4.3	1.5	105	33	1.2"
3STH1.8/8–53	230/50/60	0.9/1.2	4.3	1.8	170	53	1.2"
3STH1.8/8–53A	115/50/60	0.9/1.2	4.3	1.8	170	53	1.2"
3STH2.2/13–86	230/50/60	1.5/2	4.3	2.5	275	86	1.2"
3STH2.2/13–86A	115/50/60	1.5/2	4.3	2.5	275	86	1.2"

6.STRUCTURE CHART AND SIZE:

Model	Φa (in)	Φb (in)	C (mm)	D (mm)	E (mm)	F (mm)
3STH1.5/5–33	1.2"	3"	147	254	312	240
3STH1.5/5–33A	1.2"	3"	147	254	312	240
3STH1.8/8–53	1.2"	3"	147	254	332	300
3STH1.8/8–53A	1.2"	3"	147	254	332	300
3STH2.2/13–86	1.2"	3"	147	254	412	400
3STH2.2/13–86A	1.2"	3"	147	254	412	400

TAIFU®

Purpose:
the best pump from China.

3STH SERIES CONSTANT PRESSURE VARIABLE FREQUENCY PUMP

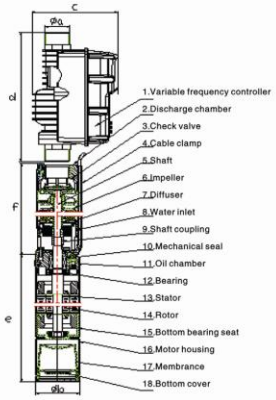

6.PERFORMANCE CURVE AT 140Hz:

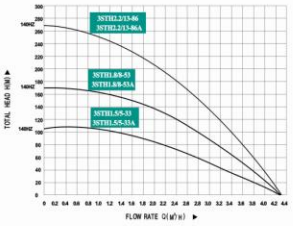

7.PERFORMANCE CURVE (FLOW RATE: Q ----HEAD:H) AT DIFFERENT FREQUENCY

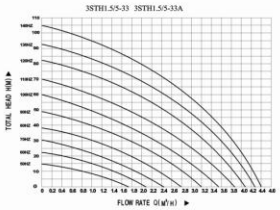

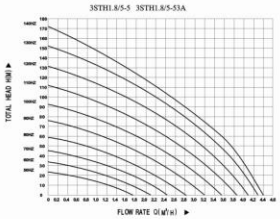

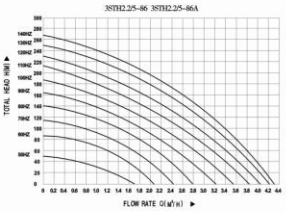

TAIFU®

Purpose:
to be the most professional deep well pump manufacturer from China

4STM DEEP WELL PUMP

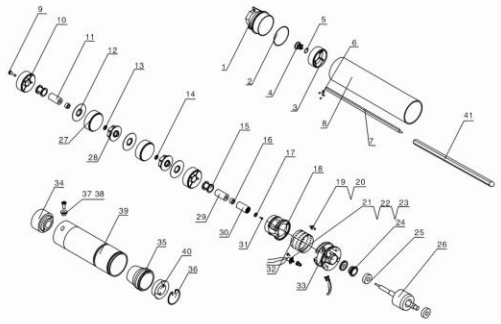

1.outlet
2.o-ring
3.valve
4.valve cover
5.o-ring
6.crimp terminal
7.wire clamp
8.pump body
9.lock screw
10.spacer bush
11/29.bushing
12.cover
13/14.rubber washer
15.rubber shield
16.spring washer
17.seal
18.joint
19/20.screw,nut
21/22/23.plug
24.mechanical seal
25.ball bearing
26.rotor
27.volute
28.impeller
30.spline connector
31.cross screw
32.filter
33.upper bearing seat
34.lower bearing seat
35.membrance
36.clamp spring
37.screw cover
38.cross screw
39.motor
40.gland cover
41.shaft

TAIFU®

Purpose:
to be the most professional deep well pump manufacturer from China

4SM DEEP WELL PUMP

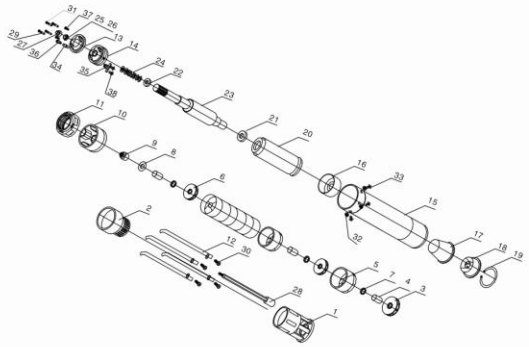

1.joint
2.sand proof
3/6.impeller
4.bushing
5.volute
7.rubber shield
8.spring washer
9.nut
10.valve
11.outlet
12.tighten rod
13.oil cover
14.upper bearing base
15.motor body
16.lower beating seat
17.membrance
18.gland cover
19.clamp spring
20.stator
21/22.bearing
23.rotor
24.mechanical seal
25.oil seal base
26.spring washer
27.sand proof shield
28.shaft
29.double-ended screw
30.screw
31.bolt
32.nut
33.cross screw
34.cable plug
35.inner plug
36.locking nut
37.screw
38.screw

DOMESTIC PUMP

Purpose: the best pump from China.

Patent NO.: 201120393000.4
201120393065.9
201030154769.1
201130221036.x
201130304152.8
201130304151.3
201130366454.8
201130366460.3
201130366452.9
201130366456.7
201130366486.8
200920117602.x
200920117603.4

TAIFU®

Purpose:
the best pump from China.

QB PERIPHERAL PUMP

QB50

QB60

QB70/QB80

OPERATING LIMITS:

Fluid temperature up to+35℃
Maximum ambient temperature+40℃

PERFORMANCE CHART AT n=2900rpm

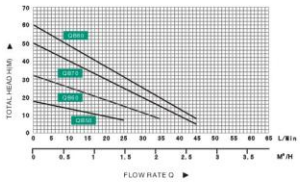

MODEL	OUTPUT POWER		MAX. FLOW	MAX. HEAD	MAX. SUCT	INLET/OUTLET	GW	PACKING DIMENSION	QUANTITY
	kw	hp	l/min	m	m	in	kg	mm	set
QB50	0.22	0.3	30	20	8	1"×1"	4.6	265×135×160	4100
QB60	0.37	0.5	35	32	8	1"×1"	5.0	295×130×175	3000
QB70	0.55	0.75	45	48	8	1"×1"	8.5	337×190×210	1800
QB80	0.75	1.0	45	53	8	1.5"×1.5"	8.8	337×190×210	1800

TAIFU®

Purpose:
the best pump from China.

DK TCP CENTRIFUGAL PUMP

DK

TCP130/TCP158

TCP170/TCP200

OPERATING LIMITS:

Fluid temperature up to+35℃
Maximum ambient temperature+40℃

PERFORMANCE CHART AT n=2900rpm

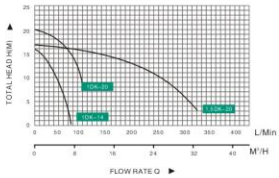

PERFORMANCE CHART AT n=2900rpm

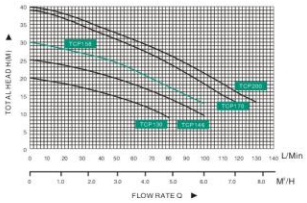

MODEL	OUTPUT POWER		MAX. FLOW	MAX. HEAD	MAX. SUCT	INLET/OUTLET	GW	PACKING DIMENSION	QUANTITY
	kw	hp	l/min	m	m	in	kg	mm	set
TCP130	0.37	0.5	80	20	8	1"×1"	10	295×190×245	1800
TCP146	0.6	0.8	100	26	8	1"×1"	13.5	295×190×270	1300
TCP158	0.75	1.0	100	30	8	1"×1"	14	320×210×270	1300
TCP170	1.1	1.5	120	38	8	1"×1"	17	340×210×270	1200
TCP200	1.5	2.0	130	40	8	1.25"×1"	19	340×210×270	1200
1DK-14	0.37	0.50	80	16	8	1"×1"	7.5	282×150×204	1050
1DK-20	0.55	0.75	100	20	8	1"×1"	12	360×230×225	830
1.5DK-20	0.75	1	330	17	8	1.5"×1.5"	12	360×230×225	830

TAIFU®

Purpose:
the best pump from China.

JET TJSW SGJ JET PRIMING PUMP

JET100A TJSW100M

SGJ800

JET150/JET200

TJSW/6M

OPERATING LIMITS:

Fluid temperature up to+35℃
Maximum ambient temperature+40℃

PERFORMANCE CHART AT n=2900rpm

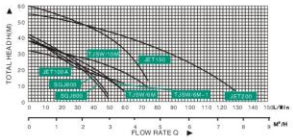

MODEL	OUTPUT POWER		MAX. FLOW	MAX. HEAD	MAX. SUCT	INLET/OUTLET	GW	PACKING DIMENSION	QUANTITY
	kw	hp	l/min	m	m	in	kg	mm	set
JET100A	0.75	1.0	55	40	9	1"×1"	15	440×200×230	1250
JET150	1.1	1.5	80	60	9	1.5"×1"	26	510×220×260	990
JET200	1.5	2.0	130	55	9	1.5"×1"	27	510×220×260	990
TJSW/6M	0.37	0.5	55	30	9	1"×1"	13	420×200×230	1450
TJSW/6M-1	0.37	0.5	40	38	9	1"×1"	13	420×200×230	1450
TJSW/10M	0.75	1.0	80	38	9	1"×1"	14	420×200×230	1450
SGJ600	0.37	0.5	45	38	9	1"×1"	13.5	395×205×235	1300
SGJ800	0.8	1.1	50	45	9	1"×1"	14	395×205×235	1300

TAIFU®

Purpose:
the best pump from China.

TGP SERIES AUTO PERIPHERAL PUMP

TGP125

TGP125C

TGP(I)

OPERATING LIMITS:

Fluid temperature up to+35℃
Maximum ambient temperature+40℃

PERFORMANCE CHART AT n=2900rpm

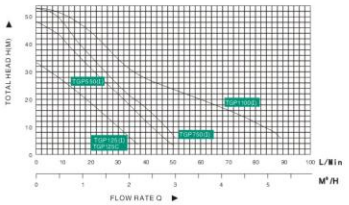

TGP(I): intelligent design

- automatic control
- dry running protection
- time memory fuction
- current protection

MODEL	OUTPUT POWER		MAX. FLOW	MAX. HEAD	MAX. SUCT	INLET/OUTLET	GW	PACKING DIMENSION	QUANTITY
	kw	hp	l/min	m	m	in	kg	mm	set
TGP125(I)	0.37	0.5	35	32	8	1"×1"	9.5	285×190×285	1530
TGP125C	0.37	0.5	35	32	8	1"×1"	10.5	285×190×285	1530
TGP550(I)	0.55	0.75	42	48	9	1"×1"	/	/	/
TGP750(I)	0.75	1	42	53	9	1"×1"	/	/	/
TGP1100(I)	1.1	1.5	91	53	9	1.5"×1.5"	/	/	/

The above models with(I) means with intelligent design

TAIFU®

Purpose:
the best pump from China.

AUTOMATIC PUMP SERIES

ATQB60

ATJET100A

ATSGJ800

ATDP505A

WORKING PRINCIPLE

The systems are AUTOMATIC PRESSURIZATION UNITS utilizing on pumps such as SGJ,SGJC,PGJC,TCP,JET,TDP,QB.They are supplied completely with a tank, a pressure switch and a pressure gauge(or electronic switch). These systems can provide sufficient water pressure for modern domestic appliances to ensure enough water supply.

PERFORMANCE CHART AT n=2900rpm

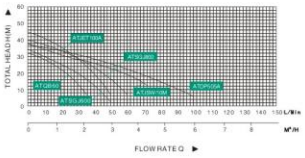

MODEL	OUTPUT POWER		MAX. FLOW	MAX. HEAD	MAX. SUCT	INLET/OUTLET	GW	PACKING DIMENSION	QUANTITY
	kw	hp	l/min	m	m	in	kg	mm	set
ATQB60	0.37	0.5	35	32	8	1"×1"	9.6	490×320×540	350
ATJET100A	0.75	1.0	60	40	9	1"×1"	21.6	490×320×590	310
ATJSW/10M	0.75	1.0	70	35	9	1"×1"	/	/	/
ATSGJ600	0.55	0.75	48	42	9	1"×1"	/	/	/
ATSGJ800	0.8	1.1	50	45	9	1"×1"	16.5	490×320×590	310
ATDP505A	1.1	1.5	100	38	40	1.25"×1"×1"	28	520×230×265	900

TAIFU®

Purpose:
the best pump from China.

AUTOMATIC PUMP SERIES

QB60-E

JET100A-E

TJSW/10M-E

SGJ800-E

TDP505A-E

PERFORMANCE CHART AT n=2900rpm



MODEL	OUTPUT POWER		MAX. FLOW	MAX. HEAD	MAX. SUCT	INLET/OUTLET	GW	PACKING DIMENSION	QUANTITY
	kw	hp	l/min	m	m	in	kg	mm	set
QB60-E	0.37	0.5	35	32	8	1"×1"	9.6	490×320×540	350
JET100A-E	0.75	1.0	60	40	9	1"×1"	21.6	490×320×590	310
TJSW/10M-E	0.75	1.0	70	35	9	1"×1"	/	/	/
SGJ800-E	0.8	1.1	50	45	9	1"×1"	16.5	490×320×590	310
TDP505A-E	1.1	1.5	100	38	40	1.25"×1"×1"	28	520×230×265	900

The above models with(E) means with electronic switch

TAIFU®

Purpose:
the best pump from China.

TDP JDW CENTRIFUGAL PUMP

TDP505A

JDW/1A-2

OPERATING LIMITS:

Fluid temperature up to+35℃
Maximum ambient temperature+40℃

PERFORMANCE CHART AT n=2900rpm

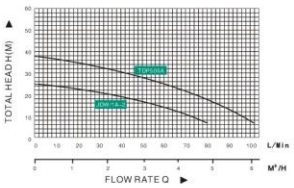

MODEL	OUTPUT POWER		MAX. FLOW	MAX. HEAD	MAX. SUCT	INLET/OUTLET	GW	PACKING DIMENSION	QUANTITY
	kw	hp	l/min	m	m	in	kg	mm	set
TDP505A	1.1	1.5	100	38	40	1.25"×1"×1"	28	520×230×265	900
JDW/1A-2	0.75	1.0	80	25	25	1.25"×1"×1"	16	480×195×230	1250

TAIFU®

Purpose:
the best pump from China.

2TCP THF DOUBLE BRASS IMPELLERS PUMP

2TCP

OPERATING LIMITS:

Fluid temperature up to +35℃
Maximum ambient temperature +40℃

THF6B-4

PERFORMANCE CHART AT n=2900rpm

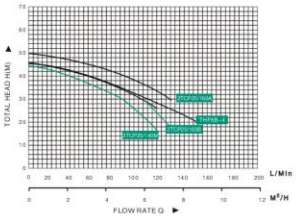

MODEL	OUTPUT POWER		MAX. FLOW	MAX. HEAD	MAX. SUCT	INLET/OUTLET	GW	PACKING DIMENSION	QUANTITY
	kw	hp	l/min	m	m	in	kg	mm	set
2TCP25/140M	1.1	1.5	117	40	8	1.5"×1"	22	420×250×260	1050
2TCP25/160B	1.5	2.0	120	46	8	1.5"×1"	26	450×250×310	830
2TCP25/160A	2.2	3.0	130	50	8	1.5"×1"	27	450×250×310	830
THF6B-4	1.9	2.5	150	45	7	1.5"×1.5"	39	450×260×330	750

TAIFU®

Purpose:
the best pump from China.

TNF THF CENTRIFUGAL PUMP

TNF140

THF200

OPERATING LIMITS:

Fluid temperature up to +35℃
Maximum ambient temperature +40℃

TNF150

PERFORMANCE CHART AT n=2900rpm

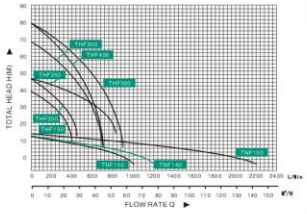

MODEL	OUTPUT POWER		MAX. FLOW	MAX. HEAD	MAX. SUCT	INLET/OUTLET	GW	PACKING DIMENSION	QUANTITY
	kw	hp	l/min	m	m	in	kg	mm	set
TNF130	2.2	3.0	1000	16	7	3"×3"	38	480×280×360	590
TNF140	3.0	4.0	1200	18	7	4"×4"	41	480×280×360	590
TNF150	4.0	5.5	2200	20	7	4"×4"	81	600×330×460	/
THF150	4.0	5.5	400	43	7	2"×2"	101	690×330×460	/
THF200	5.5	7.5	450	50	7	2"×2"	130	690×330×460	/
THF250	7.5	10	830	50	7	2"×2"	150	700×370×520	/
THF300	11	15	700	70	7	2"×2"	170	780×400×530	/
THF400	15	20	700	80	7	2"×2"	185	810×390×510	/
THF500	18	25	900	80	7	2"×2"	210	860×440×580	/

TAIFU®

Purpose:
the best pump from China.

TNF TGA CENTRIFUGAL PUMP

TGA1A

THF5A

THF6B

THF6B-3

OPERATING LIMITS:

Fluid temperature up to +35℃
Maximum ambient temperature +40℃

PERFORMANCE CHART AT n=2900rpm

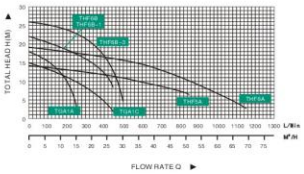

MODEL	OUTPUT POWER		MAX. FLOW l/min	MAX. HEAD m	MAX. SUCT m	INLET/OUTLET In	GW kg	PACKING DIMENSION mm	QUANTITY set
	kw	hp							
TGA1A	0.75	1.0	280	18	7	1.5" × 1.5"	15	330 × 215 × 275	1300
TGA1C	0.75	1.0	450	15	7	2" × 2"	17	350 × 215 × 275	1200
THF6B	1.5	2.0	450	22	7	2" × 2"	22	390 × 230 × 290	950
THF6B-1	1.5	2.0	450	22	7	2" × 2"	22	390 × 230 × 290	950
THF6B-3	2.2	3.0	500	26	7	2" × 2"	25	490 × 260 × 350	600
THF5A	1.5	2.0	900	14	7	3" × 3"	30	450 × 280 × 360	630
THF6A	2.2	3.0	1050	16	7	4" × 4"	38	480 × 280 × 360	590

TAIFU®

Purpose:
the best pump from China.

TPS SUBMERSIBLE PUMP

TPS250

TPS400

TPS1900S

PERFORMANCE CHART AT n=2900rpm

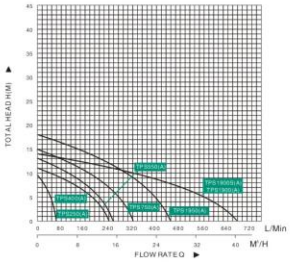

MODEL	OUTPUT POWER		MAX. FLOW l/min	MAX. HEAD m	OUTLET In	GW kg	PACKING DIMENSION mm	QUANTITY set
	kw	hp						
TPS250(A)	0.25	0.33	83	9.5	1.25"	7	190x155x385	2500
TPS400(A)	0.4	0.55	275	11	2"	16.5	270x210x390	1200
TPS550(A)	0.55	0.75	235	13	2"	14	275x190x450	1400
TPS750(A)	0.75	1.0	300	15	2"	19	230x210x425	1000
TPS1900S(A)	1.5	2	600	13	3"	29	310x230x510	690
TPS1900(A)	1.5	2	600	14	3"	22	310x230x530	900
TPS1950(A)	1.5	2	383	16	2"	21	275x190x520	950

The above models with(A) means with float switch (The float switch can be chosen by customer)

TAIFU®

Purpose:
the best pump from China.

TPS SUBMERSIBLE PUMP

TPS251

TPS401

OPERATING LIMITS:

Fluid temperature up to +35℃
Maximum ambient temperature+40℃

PERFORMANCE CHART AT n=2900rpm

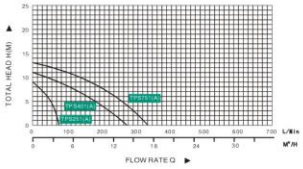

MODEL	OUTPUT POWER		MAX. FLOW l/min	MAX. HEAD m	OUTLET In	GW kg	PACKING DIMENSION mm	DIAMETER OF SOLID IMPURITIES mm
	kw	hp						
TPS251(A)	0.25	0.33	83	9	1.25"	6.5	190 x 155 x 385	15
TPS401(A)	0.55	0.75	283	11	2"	18.5	270 x 240 x 420	15
TPS751(A)	0.75	1	333	13	2"	21.5	260 x 235 x 445	15

The above models with(A) means with float switch (The float switch can be chosen by customer)

TAIFU®

Purpose:
the best pump from China.

DSP/BWT SUBMERSIBLE PUMP

DSP251

DSP200

BWT200

OPERATING LIMITS:

Fluid temperature up to +35℃
Maximum ambient temperature +40℃

PERFORMANCE CHART AT n=2900rpm

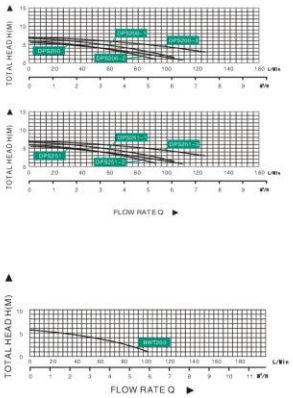

MODEL	OUTPUT POWER		MAX. FLOW l/min	MAX. HEAD m	OUTLET In
	kw	hp			
DSP200	0.15	0.2	90	5.5	1.25"
DSP200-1	0.18	0.24	100	6	1.25"
DSP200-2	0.22	0.3	108	6.5	1.25"
DSP200-3	0.37	0.5	116	7	1.25"
DSP251	0.15	0.2	90	5.5	1.25"
DSP251-1	0.18	0.24	100	6	1.25"
DSP251-2	0.22	0.3	108	6.5	1.25"
DSP251-3	0.37	0.5	116	7	1.25"
BWT200	0.22	0.3	108	6	1.25"

TAIFU®

Purpose:
the best pump from China.

QDX-S SERIES SUBMERSIBLE PUMP

NEW

MATERIAL OF THE PUMP PARTS:

- Motor body: stainless steel
- Screw and bolt: stainless steel
- Mechanical seal: double sides
- Pump body: cast iron

OPERATING LIMITS:

Fluid temperature up to+35℃
Maximum ambient temperature+40℃

PERFORMANCE CHART AT n=2900rpm

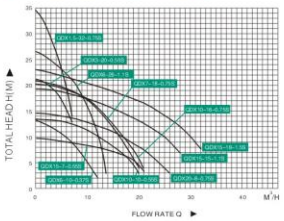

MODEL	RATED FLOW m³/h	RATED HEAD m	VOLTAGE v	FREQUENCY hz	OUTPUT POWER kw	OUTPUT POWER hp	OUTLET SIZE in	ROTATION SPEED rpm
QDX6-10-0.37S(A)	6	10	220	50	0.37	0.5	1.5"	2900
QDX3-20-0.55S(A)	3	20	220	50	0.55	0.75	1"	2900
QDX10-10-0.55S(A)	10	10	220	50	0.55	0.75	1.5"	2900
QDX15-7-0.55S(A)	15	7	220	50	0.55	0.75	2"	2900
QDX1.5-32-0.75S(A)	1.5	32	220	50	0.75	1.0	1"	2900
QDX7-18-0.75S(A)	7	18	220	50	0.75	1.0	1.5"	2900
QDX20-8-0.75S(A)	20	8	220	50	0.75	1.0	2"	2900
QDX10-16-0.75S(A)	10	16	220	50	0.75	1.0	2"	2900
QDX6-26-1.1S	6	26	220	50	1.1	1.5	1.5"	2900
QDX15-15-1.1S	15	15	220	50	1.1	1.5	2"	2900
QDX15-18-1.5S	15	18	220	50	1.5	2.0	2"	2900

The above models with(A) means with float switch (The float switch can be chosen by customer)

TAIFU®

Purpose:
the best pump from China.

WQD-S SERIES SUBMERSIBLE PUMP

NEW

MATERIAL OF THE PUMP PARTS:

- Motor body: stainless steel
- Screw and bolt: stainless steel
- Mechanical seal: double sides
- Pump body: cast iron

OPERATING LIMITS:

Fluid temperature up to+35℃
Maximum ambient temperature+40℃

PERFORMANCE CHART AT n=2900rpm

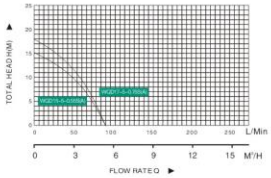

MODEL	RATED FLOW m³/h	RATED HEAD m	VOLTAGE v	FREQUENCY hz	OUTPUT POWER kw	OUTPUT POWER hp	PIPE DIAMETER in	ROTATION SPEED rpm	DIAMETER OF SOLID IMPURITIES mm
WQD15-5-0.55S(A)	15	5	220	50	0.55	075	2"	2900	47
WQD17-5-0.75S(A)	17	5	220	50	0.75	1.0	2"	2900	47

The above models with(A) means with float switch (The float switch can be chosen by customer)

SPECIALTY PUMPS

Purpose: the best pump from China.

The long-term supplier of some supermarkets in USA.

TAIFU®

Purpose:
the best pump from China

SUBMERSIBLE PUMP

DSP

Utility pumps are water cooled for best performance in continuous duty applications such as draining flooded basements, emptying water filled boats and removing water from sinks, tubs, stock tanks and flat roofs.

MODEL	DSP250	DSP370	DSP550	DSP750
POWER (HP)	1/3	1/2	3/4	1
VOLTAGE	115V/60HZ			
MAX FLOW (GPM)	40	60	69	79
MAX HEAD (FT)	28	29.5	43	53
DISCHARGE (NPT)	1.5"	2"	2"	2"

BWT

MODEL	BWT1025	BWT1033	BWT1050
POWER (HP)	1/4	1/3	1/2
VOLTAGE	115V/60HZ		
MAX FLOW (GPM)	26.5	40	46.5
MAX HEAD (FT)	20	21.5	23
DISCHARGE (NPT)	1"	1"	1"

WPS

WPS-Series Sewage/Dirt submersible pump is extensively in industrial, mining and architectural operations, being made of hard alloy and reliable well-sealed and equipped with overheating and overload protection devise. It is also featured by its durability and safety.

MODEL	WPS250	WPS370	WPS550
POWER (HP)	1/ 3	1/ 2	3/ 4
VOLTAGE	115V/60HZ		
MAX FLOW (GPM)	68	60.5	84
MAX HEAD (FT)	19	21.5	23
DISCHARGE (NPT)	2"	2"	2"

TAIFU®

Purpose:
the best pump from China

JET PUMP

TRP

SHALLOW WELL JET PUMP

High efficiency square flange motor
protected against over-heating and universally available
Pressure switch pre-set at 30-50 psi for automatic operation
Dual voltage available (115/230), factory set for 115 volts,60hz
Cast iron volute for durability
Reinforced thermoplastic impeller and diffuser for corrosion-resistance
Built-in control valve for best performance on deep well applications
Dedicated priming port for convenient volute filling

MODEL	OUTPUT POWER		MAX FLOW	MAX HEAD	DISCHARGE	SUCTION
	KW	HP	GPM	FT	(NPT)	(NPT)
TRP370	0.37	1/2	11	145	1"	1.2"
TRP550	0.55	3/4	16	145	1"	1.2"
TRP750	0.75	1	18	145	1"	1.2"

2ZXT/V

MODEL	OUTPUT POWER		MAX FLOW	MAX HEAD	DISCHARGE	SUCTION
	KW	HP	GPM	FT	(NPT)	(NPT)
2ZXT8	0.37	1/2	11	145	1"	1.2"
2ZXT9	0.55	3/4	16	145	1"	1.2"
2ZXV1	0.75	1	16	165	1"	1.2"

2ZXU3

CONVERTIBLE DEEP WELL JET PUMP

Centrifugal single impeller low head water pumps for flow irrigation systems with high flow rates.
Dual voltage available (115/230), factory set for 115 volts,60hz
Suitable to pump clean water or non-aggressive liquids charged with small solid impurities.

MODEL	OUTPUT POWER		MAX FLOW	MAX HEAD	DISCHARGE	SUCTION	DRIVE
	KW	HP	GPM	FT	(NPT)	(NPT)	(NPT)
2ZXU3	0.37	1/2	32	76	1"	1.2"	1"
2ZXU4	0.55	3/4	34	89	1"	1.2"	1"
2ZXU5	0.75	1	36	59	1"	1.2"	1"

TAIFU®

Purpose:
the best pump from China

PRECHARGED AIR TANK SYSTEM (AUTOMATIC PUMP)

AT2ZXV1

PRECHARGED AIR TANK SYSTEM (AUTOMATIC PUMP)

AT2ZXV1 (24L TANK /60HZ)

FEATURES & BENEFITS

High efficiency square flange motor is thermally protected against overheating and universally available if replacement is ever required
Pressure switch pre-set at 30-50 psi for automatic operation when used with water system tank
Dual voltage available (115/230),factory set for 115 volts
Cast iron volute for durability
Reinforced thermoplastic impeller and diffuser for corrosion-resistance
Dedicated priming port for convenient volute filling

MODEL	HP	MAX FLOW GPM	DISCHARGE HEAD FEET	DISCHARGE (NPT)	SUCTION (NPT)
AT2ZXV1	1/2	11	145	1"	1.2"
AT2ZXV2	3/4	16	145	1"	1.2"
AT2ZXV3	1	16	165	1"	1.2"

AT2CHL3

AT2CHL3 (80L TANK /60HZ)

FEATURES & BENEFITS

Centrifugal single impeller low head water pumps for flow irrigation systems with high flow rates.
Dual voltage available(115/230), factory set for 115 volts
Suitable to pump clean water or non-aggressive liquids charged with small solid impurities.
To be used in flow irrigation systems in gardening and agriculture and industrial fittings.

MODEL	HP	MAX FLOW GPM	DISCHARGE HEAD FEET	DISCHARGE (NPT)	SUCTION (NPT)	DRIVE (NPT)
AT2CHL3	1/2	32	76	1"	1.2"	1"
AT2XZF4	3/4	34	89	1"	1.2"	1"
AT2XZF5	1	36	99	1"	1.2"	1"

TAIFU®

Purpose:
the best pump from China

OTHERS TANK SERIES ACCESSORIES

PRESSURE GAUGE

MODEL	CONNECTION	DIAMETER	SCALE
TPG-P	M10 × 1-central	40mm	0 ÷ 6bar
TPS-S	M10 × 1-side	50mm	0 ÷ 6bar
TPS-SS	M10 × 1-side	60mm	0 ÷ 6bar

TF ANTI-VIBRATION FLEXIBLE HOSE WITH ELBOW

MODEL	CONNECTION	LENGTH
TFH50	1" × 1" GAS	50CM
TFH60	1" × 1" GAS	60CM
TFH100	1" × 1" GAS	100CM

BRASS CONNECTOR

MODEL	CONNECTION
TBC3-3WAYS	1"X1"X1"gas
TBC4-3WAYS	1"X1"X1"X $\frac{3}{4}$"gas
TBC5-3WAYS	1"X1"X1"X $\frac{3}{4}$"X $\frac{3}{4}$"gas

SPHERICAL TANK MEMBRANE

MODEL	CONNECTION	MEMBRANE	CAPACITY
TPT-24SF	1"	for alimentary liquids	24Liter
TPT-50SF	1"	for alimentary liquids	50Liter
TPT-80SF	1"	for alimentary liquids	80Liter

Max operating pressure 10 Bar
Max operating temperature +60℃

CYLINDRICAL TANK

MODEL	CONNECTION	MEMBRANE	CAPACITY
TPT1-24CL	1"	for alimentary liquids	24Liter
TPT1-50CL	1"	for alimentary liquids	50Liter
TPT1-80CL	1"	for alimentary liquids	80Liter
TPT1-100CL	1"	for alimentary liquids	100Liter

Max operating pressure 10 Bar
Max operating temperature +60℃

TAIFU®

Purpose:
the best pump from China

SWITCH SERIES ACCESSORIES

ELECTRONIC SWITCH

MODEL	VOLT	HZ	CURRENT	CONNECTION	MAX FLOW	MAX PRESSURE
TPC-10A	220 ÷ 250	50 ÷ 60	10Amp.	1" × 1"	$10m^3/h$	1.5Mpa
TPC-10B	220 ÷ 250	50 ÷ 60	10Amp.	1" x 1"	$10m^3/h$	2.2Mpa

ELECTRONIC SWITCH

MODEL	VOLT	HZ	CURRENT	CONNECTION	MAX FLOW	MAX PRESSURE
TPC-13A	220 ÷ 250	50 ÷ 60	10Amp.	1" × 1"	$10m^3/h$	1.5Mpa
TPC-13B	220 ÷ 250	50 ÷ 60	10Amp.	1" × 1"	$10m^3/h$	2.2Mpa

Electronic device for starting and stopping small single phase pumps, when the tap is open or closed. It adjusts flow rate and pressure, keeping these constant.
This device automatically stops the pump without water.

TPS2-1/2/3 TPS3-1/2/3

PRESSURE SWITCH

MODEL	OPERATION	SETTING
TPS2-1	Single phase	20-40psi
TPS2-2	Single phase	30-50psi
TPS2-3	Single phase	40-60psi
TPS3-1	Single phase	20-40psi
TPS3-2	Single phase	30-50psi
TPS3-3	Single phase	40-60psi

Electronic device for starting and stopping small single phase pumps, when the tap is open or closed. It adjusts flow rate and pressure, keeping these constant.
This device automatically stops the pump without water.

PRESSURE CONTROLLER

MODEL	PRESSURE RANGE	PRESSURE SETTING	JOINT SCREW	VOLTAGE	PROTECTION DEGREE
TPS9A	0.05-0.4bar	0.15-0.9bar	ZG $\frac{1}{4}$"	220V	IP44

FLOAT SWITCH

MODEL	MATERIAL	CABLE
TFS-3	polypropylene	3m
TFS-5	polypropylene	5m
TFS-10	polypropylene	10m

PERIPHERAL PUMP

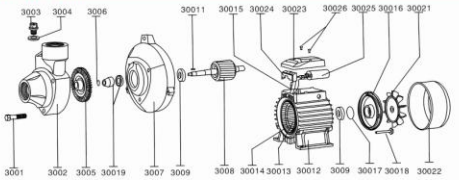

3001.Screw
3002.Pump body
3003.Bolt
3004.Seal
3005.Impeller
3006.Locking ring
3007.Motor front cover
3008.Motor rotor
3009.Ball bearing
30011.Shaft key
30012.Motor body
30013.Stator
30014.Stator coil
30015.Connection wire
30016.Motor end cover
30017.Spring washer
30018.Screw
30019.Mechanical seal
30021.Fan
30022.Fan cover
30023.Terminal cover
30024.Terminal block
30025.Capacitor
30026.Screw

CENTRIFUGAL PUMP

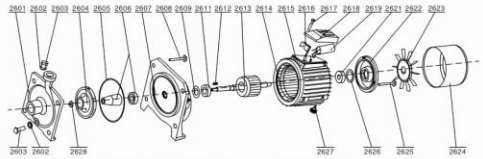

2601.Pump body
2602.Washer
2603.Copper screw
2604.Impeller
2605.O ring
2606.Mechanical seal
2607.Motor front cover
2608.Screw
2609.Water washer
2611.Ball bearing
2612.Key
2613.Motor rotor
2614.Stator
2615.Motor body
2616.Terminal block
2617.Screw
2618.Terminal box cover
2619.Capacitor
2621.Ball bearing
2622.Motor end cover
2623.Fan
2624.Fan cover
2625.Screw
2626.Spring washer
2627.Motor foot
2628.Nut

SELF-PRIMING JET PUMP

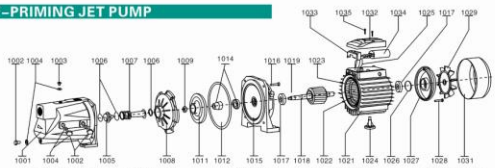

1001.Pump body
1002.Copper screw
1003.Bolt
1004.Seal
1005.Nozzel
1006.Jet seal
1007.Venturi
1008.Diffussor
1009.Locking nut
1011.Impeller
1012.O-ring
1014.Mechanical seal
1015.Motor front cover
1016.Screw
1017.Ball bearing
1018.Motor rotor
1019.Shaft Key
1021.Motor body
1022.Stator
1023.Stator Coil
1024.Motor foot
1025.Connection wire
1026.Spring Washer
1027.Motor end Cover
1028.Screw
1029.Fan
1031.Fan cover
1032.Terminal cover
1033.Terminal block
1034.Capacitor
1035.Screw

TAIFU®
Purpose:
the best pump from China

SUBMERSIBLE PUMP

TPS series submersible pump

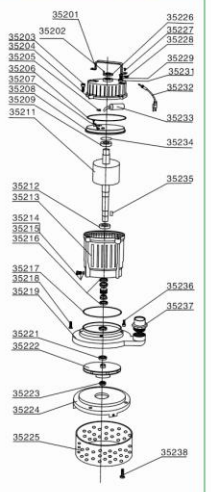

35201.Handle grip
35202.Bolt
35203.Bolt
35204.Cap
35205.Terminal
35206.O-ring
35207.Earthing sign
35208.Bearing block
35209.Bearing
35211.Rotor
35212.Bearing
35213.Motor body
35214.Air bolt
35215.O-ring
35216.Mechanical seal
35217.O-ring
35218.Bolt
35219.Pump body
35221.Skeleton mechanical seal
35222.Impeller
35223.Nut
35224.Pump base board
35225.Pump base net
35226.Cable fastness plate
35227.Bolt
35228.Cable protector
35229.Air bolt
35231.O-ring
35232.Cable
35233.Capacitor
35234.Spring washer
35235.Key
35236.Bolt
35237.Outlet connector
35238.Bolt

GDX-S series stainless steel submersible pump

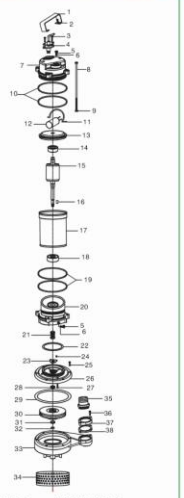

1. Handle grip
2. Bolt
3. Bolt
4. Cable
5. Air bolt
6. Washer
7. Cap
8. Bolt
9. Spring washer
10. O-ring
11. Capacitor clamp
12. Capacitor
13. Bearing block
14. Bearing
15. Rotor
16. Key
17. Motor
18. Bearing
19. O-ring
20. Oil chamber
21. Mechanical seal
22. O-ring
23. Stainless steel plate
24. Screw
25. Bolt
26. Oil chamber cover
27. Bolt
28. Skeleton mechanical seal
29. O-ring
30. Impeller
31. Speing washer
32. Locking nut
33. Pump body
34. Pump base net
35. Outlet
36. Bolt
37. Outlet flange
38. Outlet flange rubber pad